



# Rankings for Scientist

University, Subject,  
Country, Region, World


**Kenya**

**Top 1000 Scientists**

**AD Scientific Index 2022**

**Version 2**

---



# Kenya Top 1000 Scientists "AD Scientific Index 2022 Version 2"

(Total 1.410 scientist, 1 country, 75 university)

Version 3: August 2022



"AD Scientific Index" (Alper-Doger Scientific Index):

The AD Scientific Index (Alper-Doger Scientific Index), unlike other systems that provide evaluations of journals and universities, is a ranking and analysis system based on the scientific performance and the added value of the scientific productivity of individual scientists. Furthermore, it provides rankings of institutions based on the scientific characteristics of affiliated scientists.

This new index has been developed by Prof. Dr. Murat ALPER (MD) and Associate Prof. Dr. Cihan DÖĞER (MD) by using the total and last 5 years' values of the i10 index, h-index, and citation scores in Google Scholar. In addition, the ratio of the last 5 years' value to the total value of the abovementioned indexes is used. Using a total of nine parameters, the "AD Scientific Index" shows the ranking of an individual scientist by 12 subject (Agriculture & Forestry, Arts, Design and Architecture, Business & Management, Economics & Econometrics, Education, Engineering & Technology, History, Philosophy, Theology, Law / Law and Legal Studies, Medical and Health Sciences, Natural Sciences, Social Sciences and Others), 256 branch, 14,191 institution, 216 country, 10 region (Africa, Asia, Europe, North America, Oceania, Arab League, ECA, BRICS, Latin America and COMESA) and in the world. The "AD Scientific Index" is the first and only study that shows the total and the last five-year productivity coefficients of scientists based on the h-index and i10 index scores and citations in Google Scholar. Besides the indexing and ranking functions, AD Scientific Index sheds light on academic lives and offers the user the opportunity to perform an efficient academic analysis to scrutinize and detect faulty and unethical profiles, plagiarism, forgery, distortion, duplications, fabrication, slicing, salami slicing, unfair authorship, and several manifestations of academic mobbing. Such analyses also help reveal the medium and long-term results of several policies implemented by institutions, including those of the academic staff employment and retention policies, wage policies, academic incentives, and scientific working environments.

One of the major differences of the AD Scientific Index is the provision of the last five years' scores and the total scores of the h-index and the i10 index, and the total and last five years' number of citations. Other unique differences of the AD Scientific Index include rankings in all fields and subjects of scientific interest and the emphasis on the scientific productivity of the

scientist. Productivity Rankings is a unique service offered only by “AD Scientific Index”. This is a ranking system derived from the i10 index in order to show the productivity of the scientist in publishing scientific articles of value. Productivity Rankings is an instrument that lists productive scientists in a given area, discipline, university, and country and can guide the development of meaningful incentives and academic policies. The world rankings, regional rankings, and university rankings of scientists in this table are developed based on the total i10 index. Thus, scientists and universities can obtain their academic rankings and monitor developments in the ranking over time.

Through the contribution of many scientists from different fields, the 'AD Scientific Index' undergoes systematic updates with the aim of continuous improvement. The index is an independent institution and does not receive any support from any institutions, organizations, countries, or funds. Concurrently with the continuous increase in the number of universities and scientists registered to the Index, we are improving methodology, software, data accuracy, and data cleaning procedures every day through the contributions of a large team. Your remarks and contributions about our shortcomings will shed light to lead our efforts for continuous improvement.

For a more detailed explanation, please refer to our “Methodology” page.

AD Scientific Index Ltd.

## Methodology

Ranking academic journals according to the impact factor is a practice that started many years ago. The need to access scientifically valuable studies within limited time frames or the need to find scientists working in a certain field has led to the procedure of ranking scientists and scientific studies. For this purpose, many scoring systems such as the h-index, i10 index, g-index, m-index, the Erdős number, tori index, riq index, and read-10 index have been studied as numerical indicators showing how productive and effective a researcher is. Each of these systems has many advantages as well as disadvantages. Of the abovementioned indexes, the most accepted one is the h-index. The h-index is determined based on the number of articles cited at least h times. In order to achieve a high h-index, an academician must have a high number of articles published and have received a high number of citations. For example, an h-index value of 15 indicates that the academician has received at least 15 citations to each of the 15 articles published. In order to increase the h-index value from 15 to 16, the same academician should receive at least 16 citations to the published 16 papers. To find the h-index value, several databases can be used including Google Scholar, Web of Science, Scopus, and Publons, some of which are public or require a subscription. In the calculation of h-indexes, such databases use different parameters including SCI-E or indexed journals or non-indexed auxiliary elements such as other journals, books, or patents. Because the set of parameters used by each database are different from those used by others, each database may calculate different h-index values. Therefore, h-indexes calculated by each of the Google Scholar, Web of Science, Scopus, and Publons databases may be different for the same researcher. For example, a researcher, who has authored several books more than scientific papers, may receive a low h-index score in the Web of Science despite a high number of citations received. Neither of these indexes is equivalent to the other because of differences in their scopes.

Having a large number of publications indicates that the researcher is productive, but data alone may not be the actual indicator of the success of the researcher. For example, a researcher may have 10 publications that have received 400 citations. We can argue that this researcher is more successful than a researcher having more than a hundred published papers that received, let's say, 200 citations. Besides, some valuable studies may not have been attributed the actual value they deserved because of various reasons such as the failure of the use of adequate methods that would enable easy accessibility through scientific channels. The high number of the use of papers as references by other authors shows the value and extent of contribution to the scientific literature.

The i10-index is another academic scoring system, in which the scores are calculated by Google Scholar. In this scoring system, only scientific studies such as articles and books that have received 10 or more citations are taken into consideration. The number of studies that have been cited ten or more times yields the i10-index value. The i10 index and the h-index values calculated for the last five years do not show that the article was written and published in the last 5 years. Instead, these values show the citation power in the last 5 years, indicating whether the paper is still effective.

Google Scholar provides both the total values of the i10-index, the h-index, and citation numbers along with the last 5 years' values through a system based on the voluntariness principle. In this system, scientists create their accounts, select their papers, and upload the selected papers onto the system. This service does not require a password and is free of charge. Here, we introduce a newly developed index that we have developed based on the public Google Scholar profiles of scientists. We named this new system the "AD Scientific Index", which we have developed through robust intellectual infrastructure and maximum efforts aiming to contribute to global scientific efforts.

### Why is the "AD Scientific Index" needed?

The "AD Scientific Index" is the first and only study that shows the total and the last five-year productivity coefficients of scientists based on h-index and i10 index scores and citations in Google Scholar. Furthermore, the index provides the ranking and assessment of scientists in academic subjects and branches and in 14,120 universities, 212 countries, regions, and the world. In other words, the "AD Scientific Index" provides both the ranking and analysis results. Besides the indexing and ranking functions, AD Scientific Index sheds life on academic lives and offers the user the opportunity to perform an efficient academic analysis to scrutinize and detect faulty and unethical profiles, plagiarism, forgery, distortion, duplications, fabrication, slicing, salamization, unfair authorship, and several manifestations of academic mobbing. Such analyses also help reveal the medium and long-term results of several policies implemented by institutions, including those of the academic staff employment and retention policies, wage policies, academic incentives, and scientific working environments.

### "AD Scientific Index" (Alper-Doger Scientific Index):

This new index has been developed by Prof. Dr. Murat ALPER (MD) and Associate Prof. Dr. Cihan DÖĞER (MD) by using the total and last 5 years' values of the i10 index, h-index, and citation

scores in Google Scholar. In addition, the ratio of the last 5 years' value to the total value of the abovementioned indexes is used. Using a total of nine parameters, the "AD Scientific Index" shows the ranking of an individual scientist by 12 subjects (Agriculture & Forestry, Arts, Design and Architecture, Business & Management, Economics & Econometrics, Education, Engineering & Technology, History, Philosophy, Theology, Law / Law and Legal Studies, Medical and Health Sciences, Natural Sciences, Social Sciences, and Others), 256 branches, 14,191 institutions of employment, 216 countries, 10 regions (Africa, Asia, Europe, North America, Oceania, Arab League, EECA, BRICS, Latin America, and COMESA), and in the world. Thus, scientists can obtain their academic rankings and monitor developments in the ranking over time.

### Data Collection and Standardization:

Collecting data manually based on the ranking from Google Scholar, the profiles with up to 300 citations and verified addresses or the profiles that build confidence for their accuracy are listed primarily. Thus, it is aimed to standardize the names, institutions, and branches as much as possible. Non-standardized data including wide ranges of variations in the information and the use of abbreviations and a variety of languages have caused difficulties. Performing data mining and scrutinizing the acquired information, many profiles were excluded from the index. Furthermore, some of the profiles were excluded during the regular examination of the data onward. Data cleaning requires a regular process in place to be conducted meticulously. We welcome your contributions in data cleaning and ensuring accuracy.

Determining the subjects/departments, to which scientific fields would belong, may seem easy in some branches and in a variety of countries. However, it may create considerable confusion in some other countries, regions, and schools. We would like to emphasize that the following fields including Engineering, Natural and Environmental Sciences, Biology, and Biochemistry, Material Science, Chemistry, and Social Sciences may exist in quite variable spectrums in different countries. Therefore, we would like to stress that the standardization of subjects and branches has not been easy. To perform standardizations, we accepted the official names of the institutions and academic branches as accurate in the way that they were specified on the university website. We have developed this strategy in order to standardize this complex situation at least partially.

The number of universities in the countries and the number of academicians in universities are increasing gradually, free of charge, within our means. The current list of registered academicians includes 741,900 individuals. The frequent updates will be limited to red list and death reductions, to new profile registrations from our institution, and new individual and corporate registrations.

Although various additions, corrections, and improvements are made every day, it should be kindly considered that this process requires devoted efforts and time.

Importantly, one should remember that taking 300 citations as the lower limit for inclusion in the index brings up the potential of exclusion because of variations across different H-index values. We are going to spend our best efforts to respond to e-mails, which question the justification for not being included in the list despite high H-index values. Examples could be such that an academician with an H-index value of 1 with 300 citations may be included in the ranking, while another with an H-index value of 5 with 30 citations or an academic with an H-index of 10 with

120 citations may be excluded. Such issues require regular updates and it may take a considerably long time to update rankings because of the limits of the workload. We will be answering to such e-mails within our means with our best efforts while we continue to expand our workforce. It is possible to accelerate this period through individual and corporate registration options.

### Studies that influence the order of ranking because of a high number of citations received, in a manner similar to CERN:

We started a procedure to add an asterisk as “\*” at the end of the names of the authors when a scientific paper of interest included many authors such as CERN, ATLAS, ALICE, CMS, Statistical Data, Guideline, Updates etc. scientific papers. We think that new criteria will be defined to be implemented for such studies. Until further criteria are described, we marked such studies with a “\*” sign.

The ethical responsibility for the correct profile information rests entirely with the relevant scientist. However, we think that it would be prudent for institutions, countries, and even branch associations to conduct periodic reviews of scientist profiles affiliated to the respective organization since misleading information may compromise the reputation of the organization or the country. Organizations should also review profiles to identify and report scientists, who are not affiliated with the respective institution. In order to avoid any compromise to the institutional reputation, institutions should take necessary corrective and preventive actions against published scientist profiles arranged unethically.

### Data Cleaning and the Redlist

Data cleaning is a dynamic process that we systemically perform continuously. Despite all our best efforts, we may not be completely accurate and we welcome your contributions to the redlist notifications. Rarely, some scientists are included in the redlist due to innocent mistakes with good intentions and no unethical behavior. Most errors result from inadequate periodic profile checks. However, the correction of such an error is easy through the submission of a correction request. In order to avoid such an undesirable situation to occur, scientists should regularly check their profiles and institutions should review the profiles of the staff systematically.

### Ranking Criteria:

Ranking of scientists by the university, country, region, and in the world was performed based on the “total h-index”. The “total h-index” was used in rankings by the branch and the subbranch.

The ranking criteria based on the “total h-index” scores were used in the following order: Firstly, the “total h-index” scores; secondly, the total number of citations; and thirdly, the “total i10 index” scores (1. Total h-index scores, 2. Total number of citations, 3. Total i10 index scores, 4. Last 5 years’ h-index scores).

Ranking based on the last 5 years’ h-index scores was performed using criteria in the following order: 1. Last 5 years’ h-index scores, 2. Number of citations in the last 5 years, 3. Last 5 years’ i10 index scores, 4- Total h-index scores.

The ranking criteria for the total i10 index were used in the following order: 1. Total i10 index scores, 2. Total h-index scores, 3. Total number of citations, and 4. Last 5 years' i10 index scores.

Ranking based on the last 5 years' i10 index scores was performed using the criteria in the following order: 1. Last 5 years' i10 index scores, 2. Last 5 years' h-index scores, 3. Number of citations in the last 5 years and 4. Total i10 index scores.

Ranking based on the total number of citations was performed using the criteria in the following order: 1. Total number of citations, 2. Total h-index scores, 3. Total i10 index scores and 4. Number of citations in the last 5 years.

Ranking based on the total number of citations in the last 5 years was performed using the criteria in the following order: 1: Number of citations in the last 5 years, 2. Last 5 years' h-index scores, 3: Last 5 years' i10 index scores and 4. Total number of citations

### Why are the last 5 years' ratios / total ratios important?

The h-index, i10 index, and citation the last 5-year ratios/total ratios are major unique characteristics of the AD Scientific Index, showing both the development in the individual performance of the scientist and the reflections of the institutional policies of universities onto the overall scientific picture.

### Productivity Rankings

Productivity Rankings is a unique service offered only by "AD Scientific Index". This is a ranking system derived from the i10 index in order to show the productivity of the scientist in publishing scientific articles of value. Productivity Rankings is an instrument that lists productive scientists in a given area, discipline, university, and country and can guide the development of meaningful incentives and academic policies. The world rankings, regional rankings, and university rankings of scientists in this table are developed based on the total i10 index.

### Academic collaboration

Scientific fields of interest specified in the profiles of scientists are available for other scientists from different countries and institutions to enable academic collaboration.

### Ranking Criteria for Top Universities:

In the presence of many different university ranking systems, as the "AD Scientific Index", we have developed a ranking system with a different methodology based on the principle of including only meritorious scientists. Based on Google Scholar's total h-index scores, we have listed all academicians, who are ranked in the world in the top 10,000 and top 100,000 in university rankings. Furthermore, we have listed the breakdown of this ranking by main subjects. As the order of ranking principles, we used the overall top 10,000 scientists list primarily. Secondly and thirdly, we used the ranking in the top 100,000 , top 200.000 and top 400.000 scientists list. Fourthly, the total number of scientists in the AD Scientific Index was ranked by the

university. In the case of equalities within a university ranking, we used the highest rank of the scientist in the respective university as it is listed in the world ranking.

You may sort the ranking from the highest score to the lowest or vice versa in any of these fields. You can observe the fields, which move the respective university to the forefront. Furthermore, the name of the academician with the highest total h-index in the respective university is displayed with the world ranking. Top University Ranking by “AD Scientific Index” will not only list the areas, where a university is the best or has room for improvement, but also reflect the outcomes of scientist policies of the institutions. This report reveals the competency of institutions to attract prized scientists and the ability of institutions to encourage advances and retain scientists.

### Ranking Criteria for Countries:

As described in the university ranking section, it is not easy to obtain and standardize data from about 14,200 universities for the country ranking. Therefore, we based our ranking system on the number of meritorious scientists. Four criteria are used to rank the countries. The first one is the number of scientists in the top 10,000 list. The second and third criterion are the number of scientists in the top 100,000 and top 200,000 and top 400,000 list. The fourth one is the number of scientists listed in the AD Scientific Index. In the case of equalities after applying all these four criteria, the world rank of the meritorious scientist of that country is used.

### World Top 100 Scientists 2022

The ranking of “Top 100” scientists is based on total h-index scores. Top 100 scientists can be ranked globally or specific to the following regions including Africa, Asia, Europe, North America, Oceania, Arab League, EECA, BRICS, Latin America, and COMESA based on total h-index scores without any breakdown by subject areas. Top 100 rankings in the world, in a continent, or a region include standardized subjects areas of Agriculture & Forestry, Arts, Design and Architecture, Business & Management, Economics & Econometrics, Education, Engineering & Technology, History, Philosophy, Theology, Law/Law and Legal Studies, Medical and Health Sciences, Natural Sciences, and Social Sciences. Subjects indicated as “others” will not be included in the ranking by regions and subjects. Therefore, you may wish to specify your subject and branch and contribute in order to standardize your performance. Determining the subjects/departments, to which scientific fields would belong, may seem easy in some branches and in a variety of countries. However, it may create considerable confusion in some other countries, regions, and schools. We would like to emphasize that the following fields including Engineering, Natural and Environmental Sciences, Biology, Biochemistry, Material Science, Biotechnology, Chemistry, and Social Sciences may exist in quite variable spectrums in different countries. Therefore, we would like to stress that the standardization of subjects and branches has not been easy. To perform standardizations, we accepted the official names of the institutions and academic branches as accurate in the way that they were specified on the university website. We have developed this strategy in order to standardize this complex situation at least partially. Furthermore, we started a procedure to add an asterisk as “\*” at the end of the names of the authors when a scientific paper of interest included many authors such as CERN’s scientific papers.



## Limitations of the “AD Scientific Index”: Missing or Inaccurate Profiles or Missing Institution Names

This index is a comparative platform developed by ranking accessible and verified profiles. First and foremost, not being included in this index for various reasons does not indicate that the academician is not prized or it does not mean that only those academicians listed in the index are the prized ones. This needs to be carefully noted. A meritorious scientist may not have been included in this index because of not having a Google Scholar profile or our lack of access to that profile for various reasons. The unavailability of verified Google Scholar profiles of scientists, who work in well-known and respected academic institutions in respective countries, may prevent us from finding institutions and scientist profiles. Because updating the profiles in the system and collection of data from open sources require efforts and because the data have been collected for the first time, it is not possible for the index to be completely free of errors. Accurate and instant updating of profiles and institution names requires an endless workload that no institution can overcome only with available resources despite all endeavors.

A high h-index (WOS, Scopus, Publon, etc.) does not mean that a profile will be automatically created for the academician in Google Scholar. Indeed, Google Scholar profiles are created and made public by scientists themselves on a voluntary basis. An individual may not have created a profile for various reasons and, therefore, will not be listed in the 'AD Scientific Index'. Furthermore, a profile can be rejected or may not be listed at a particular time. It needs to be considered that, at the time of our search, a profile may not exist or may not be public, some profiles may be public only at particular times, the information in the profile may not be standard, there may be more than one profile belonging to the same person, the profiles may not be verified, the name of the institution can be missing, surnames or institution names can change, profile owners may have died, or known or unforeseen problems may happen. However, missing information is completed in the system regularly and the list is updated and corrected continuously. Profiles; whose owners have passed away, are removed from the system.

When we detect or be informed of unethical situations in profile information that go beyond the limits of goodwill, the person is excluded from the list. You can report problematic and misleading profiles on our “Rejection List” page. As individuals are responsible for the accuracy of their profiles, organizations, too, should include the need for reviewing academic staff profiles in the agenda.

Articles with thousands of authors such as CERN studies in the field of physics or scientific studies with more than one author in classification studies in medicine or statistical studies raise debates about the requirements for the amount of the article content belonging to one author. Because such papers may cause inequality of opportunity, a separate grouping system may be needed in the future.

Pros and cons of “ranking” systems including Web of Science, Scopus, Google Scholar, and similar others are well known and the limits of use of such systems have long been recognized in the scientific community. Therefore, interpreting this study beyond these limits may lead to incorrect results. The “AD Scientific Index” needs to be evaluated considering all of the abovementioned potential limitations.

## Comparisons of Ranking Systems

In addition to ranking lists of scientists, consisting of many tables and charts of trends analyses to be delivered for the first time, this comprehensive system offers several data and analysis results that will importantly provide an added value to branches and institutions within the limits of inherent advantages and limitations. We would like to kindly emphasize that comparisons should not be performed between two branches, either of which having different potentials to produce scientific papers. For example, it is not correct to expect the same number of articles from completely different branches such as law, social sciences, music, physics, or biochemistry. Ranking comparisons should not overlook the inherent potentials of branches to produce publications. For this reason, we try to primarily involve observations within the same subject/department and recent productivity.

Through the contribution of many scientists from different fields, the “AD Scientific Index” undergoes systematic updates with the aim of continuous improvement. The index is an independent institution and does not receive any support from any institutions, organizations, countries, or funds. Concurrently with the continuous increase in the number of universities and scientists registered to the Index, we are improving methodology, software, data accuracy, and data cleaning procedures every day through the contributions of a large team. Your remarks and contributions about our shortcomings will shed light to lead our efforts for continuous improvement.

### Could this work have been designed in another way?

It is not possible to exactly measure the research capacity of a university or scientist by using a few parameters. Assessments should include many other types of data such as patents, research funds, incentives, published books, tutoring intensity, congress presentations, and graduate and doctoral teaching positions. As a frequently voiced criticism, we have been asked why the Web of Science h-index is not used. Since it is not possible to have access to the entire data covering all academic components such as the h-indexes of the Web of Science, Scopus, or Publons, etc., or the organizations, patents, awards, etc. Therefore, only available qualified data have been included.

### The Concept of Predatory:

A journal or an academic service cannot be considered predatory only because it is not free. The concept of predatory is used for describing any unethical action including those with factitious, spurious, exaggerated, or deceptive quality, performed in return for a fee. Any predatory activity is misleading and unfair. As an institution that does not receive any governmental, institutional, or financial support and with the aim of maintaining the sustainability of our academic services and the preservation of editorial independence, we have reached the following figures of 741,000 academicians and 14,191 universities included in our database completely free of charge through the extensive efforts of a large team within the scope of expanding our data in terms of countries, branches, and universities. Our expansion continues at a certain pace. However, we charge a small service fee from those, who prefer to be included in the system faster, without compromising ethical principles.

“AD Scientific Index” not only provides ranking services but also lights the way against ethical noncompliance by presenting data available to the public, paving the way to sort out any ethical violations. Bearing a torch this way, we improve controllability, transparency, and accountability both on individual and corporate levels. With such efforts, individuals and institutions have been led to focus on academic profiles and tens of thousands of academicians revised and rearranged their profiles, removing incorrect data. Besides stressing the requirement that academicians should regularly review information in their profiles, we emphasize that institutions, too, should check the profiles of academic staff. You are always welcome to contribute by reporting incorrect data through the redlist link.

**What's in the “AD Scientific Index”?**

The “AD Scientific Index” includes 216 countries, more than 14,191 universities, and nearly a million academicians.

The “AD Scientific Index” provides data from all over the world. Besides providing data globally, the system presents data by continents including Africa, Asia, Europe, North America, Latin America, and Oceania. In addition, data are presented by countries and country groups including Arab League, EECA, BRICS, Latin America, and COMESA. When the country flag in the list is clicked, researchers ranked in the first 50 in that country are listed. When the name of the university is clicked, researchers ranked in the first 50 in that university are listed. In addition, it is possible to select a specialty area from the list below to see the ranking specific to the selected field of research (squared area 1 on Figure 1).

The screenshot shows the AD Scientific Index 2021 website. At the top, there is a navigation bar with links for Home, About Us, Policy, University Ranking (11), Top 100 Scientist (12), Red List (13), Highly Cited Researcher (14), Sample Institutional Report (15), and Contact (16). Below this is the AD Scientific Index logo and a search bar with filters for World, Country, Africa, Asia, Europe, North America, Latin America, Oceania, Arab League, EECA, BRICS, USAN, and COMESA. A secondary menu lists various scientific fields like Agriculture & Forestry, Arts, Design and Architecture, Business & Management, etc. The main content area is titled "World Scientist and University Rankings 2021" and features a search bar with a search button and a "3" indicator. Below the search bar, a table displays the rankings. The table has columns for University, Country, Region, World, Name, Country, University, Subject, and H INDEX (Total, Last 5 year, Last 5 / tot.).

AD Scientific Index - 2021							H INDEX			
University	Country	Region	World	Name	Country	University	Subject	total	Last 5 year	Last 5 / tot.
1	1	4	1	Ronald C Kessler	USA	Harvard University	Medical and Health Sciences / Psychiatry Psychiatric Epidemiology	306	185	0.60
1	1	1	2	HJ Kim	Korea	Kyungpook (Kyungbook) National University	Natural Sciences / Physics high energy physics astro-particle physics scintillator	299	212	0.70
2	2	-	3	Joann E. Manson	USA	Harvard University	Medical and Health Sciences / Endocrinology and Metabolism Endocrinology Epidemiology Cardiovascular Disease Diabetes Women's health	297	159	0.53
1	3	1	4	Graham Colditz	USA	Washington University Saint Louis	Surgery, Epidemiology Cancer Prevention Health Outcomes	295	140	0.47
1	1	2	5	Jia-Su Wang	China	Southwest Jiaotong University	Natural Sciences / Physics superconductivity magnetic levitation	292	229	0.78
1	4	2	6	Robert Langer	USA	Massachusetts Institute of Technology	David H. Koch drug delivery tissue engineering biomaterials nanotechnology chemistry	289	163	0.56
1	1	3	7	Shizuo Akira	Japan	Osaka University	Medical and Health Sciences / Immunology	281	150	0.53

Figure 1. Sample AD Index Page

When one of the following subjects including Agriculture & Forestry, Arts, Design and Architecture, Business & Management, Economics & Econometrics, Education, Engineering & Technology, History, Philosophy, Theology, Law/Law and Legal Studies, Medical and Health Sciences, Natural Sciences, and Social Sciences is selected, the system will list the names of the scientists from all around the world working specifically in the selected subject area (squared area 2 on Figure 1). Selecting a region or a group such as Africa, Asia, Europe, North America, Latin America, Oceania, Arab League, EECA, BRICS, Latin America, or COMESA will provide you the list of scientists working in the specified field only in the selected region or group. It is possible to see the ranking in the world or the ranking by the region within the subcategories of the abovelisted fields.

You can use the search domain to look for a specific name, country, university, subject, or any other word. The search results will be sorted to rank the most related result at the top and the least related one at the bottom (squared area 3 on Figure 1).

The square-4 shows the scientist’s rank in the institution, country, region, and world based on Google Scholar’s “total h-index”.

Selecting a name in the squared area 4a will provide the total h-index, the last five year’s h-index, and the citation scores; all of which being the unique differentiation points of the “AD Scientific Index” across other index and ranking systems (Figure 2).

	Kyungpook (Kyungbook) National University	Kor
Total H	1	
Natural Sciences	Progress	
Physics	Progress	
Last 5 years H	4a	1
Total i10	2	
Last 5 years i10	1	
Total Citation	1	
Last 5 years Citation	1	

Figure 2. List of the total h-index, the last five year’s h-index, and the citation scores

Selecting a flag in the country domain will list the ranking of the selected country (squared area 5 on Figure 1).

Selecting a logo and a name in the university domain will provide the ranking of the selected university (squared area 6 on Figure 1).

The subject domain shows the subject and interest areas of the scientist. The square containing the figures 7a, 7b, 7c, and 7d presents examples. Example 7d shows a subject included incorrectly. In addition, irregular areas or blank areas with missing information may occur. Because such areas will not be included in the subject listings, you may submit a correction request by filling out the "Correction Form".

Squared areas 8, 9, and 10 provide the total and the last 5 years' h-index, i10 index, and citation scores. In addition, the productivity analysis and the ratio of the last 5 years' scores to the total score can be retrieved as the unique differentiation points of the "AD Scientific Index".

The "University Ranking" page will soon deliver country and institution rankings (squared area 11 on Figure 1).

The "Top 100" and "Highly Cited Researcher" lists can be retrieved by clicking the buttons marked by squares 12 and 14.

You can report an issue for the "Reject List" by clicking the button marked by square 13.

You can retrieve sample country or region reports by clicking the button marked by square 15. Information in this domain will be revised soon.

How will the new rankings be updated in the "AD Scientific Index"?

Updates and new rankings will be available through the current list of profiles and the pool of academicians that would expand along with new subscriptions. Importantly, one should remember that taking 300 citations as the lower limit for inclusion in the index brings up the potential of exclusion because of variations across different H-index values. We are going to spend our best efforts to respond to e-mails, which question the justification for not being included in the list despite high H-index values. Examples could be such that an academician with an H-index value of 1 with 300 citations may be included in the ranking, while another with an H-index value of 5 with 30 citations or an academic with an H-index of 10 with 120 citations may be excluded. Such issues require regular updates and it may take a considerably long time to update rankings because of the limits of the workload. We will be answering to such e-mails within our means with our best efforts while we continue to expand our workforce. It is possible to accelerate this period through individual and corporate registration options.

How can I be included in the "AD Scientific Index"?

First of all, you must have a Google Scholar profile and this profile must be set to PUBLIC. If you do not have a Google Scholar profile, you can create a profile at <https://scholar.google.com/> and add your published scientific articles. It is the liability of the scientist to ensure the accuracy and the ethical aspects of the profile. Furthermore, it is recommended that institutions would check the profiles of respective employees. We would like to remind you that you should check your profile regularly and keep it updated. Published scientific papers added to your profile may cause ethical issues if they do not belong to you.





Is there a specified lower limit for the h-index and i10 index scores or the number of citations to be included in “AD Scientific Index”?

**For SUBMISSIONS,** no lower limits have been specified for the number of citations or the h-index or i10-index scores to be included in the “AD Scientific Index”. We request a small contribution as a processing fee for the sustainability and independence of this system, which has been developed through the hard work of many people without receiving any institutional or financial support. The contribution you would provide will be used for the services such as the maintenance of the robust infrastructure, staffing, system updates, rigorous checks of corrections and additions, and standardization.

If you have a Google Scholar profile but you have not been included in the list yet, you can be included in “AD Scientific Index” via the following two ways:



















1- ) **INDIVIDUAL SUBMISSIONS:** Upon the receipt of the “data processing fee”, submitted profiles and correction requests are uploaded in 1-5 days. Please refer to the payments page. If you are from a HIGH-INCOME ECONOMY COUNTRY (\$12,536 OR MORE) based on the World Bank Classification, you will be requested to pay 30 US Dollars or 25 Euros or 22 British Pounds to be included in the index in an expedited way. Individuals from other countries will be required to pay 24 US Dollars or 20 Euros for an expedited individual submission.









2- ) **INSTITUTIONAL SUBMISSIONS:** Institutions can submit a list of staff scientists, who have not yet been included in the AD Scientific Index, and receive a registration discount. Institutions can also apply for corrections. For any submission, please download the enclosed Excel file and fill out the required fields completely. (Excel) Scientists listed by the institution will be included in “AD Scientific Index” within 1-7 days after the profile checks. Thus, an institution can examine the total and the last 5 years’ h-index and i10 index scores, numbers of citations, and productivity of employee scientists. In the same way, you can observe the accurate ranking of your university in the country, region, and the world, along with any respective progress in total and in the last 5 years. In corporate applications, the fee for individual submissions will be subject to a discount of 10%. As stated in the above article, the individual registration fee ranges from 24 \$ to 30 US\$ based on the economic status of the country. The institutional registration fee is calculated by multiplying the individual application fee of the relevant country by the number of people in the institution list and applying a 10% discount to the obtained figure. After the calculated amount is deposited into our bank account with the correct IBAN, please send the receipt, the invoice address of your institution, and the complete Excel file filled out with required information to [info@adscientificindex.com](mailto:info@adscientificindex.com). The invoice will be sent electronically to the specified institutional invoice address.

AD Scientific Index - 2022 Kenya Top 1.000 Scientists								H INDEX			i10 INDEX			CITATION		
University	Country	Region	World	Name	Country	University	Subject	Total	Last 5 year	Last 5 year / total	Total	Last 5 year	Last 5 year / total	Total	Last 5 year	Last 5 year / total
1	1	46	12014	<a href="#">John Bongaarts</a> 	 Kenya	<a href="#">Population Council</a>	<a href="#">Population Council</a>	80	44	0.550	180	108	0.600	27922	7810	0.280
1	2	256	54501	<a href="#">Elizabeth Ngugi</a> 	 Kenya	<a href="#">University of Nairobi</a>	<a href="#">Medical and Health Sciences / Epidemiology and Public Health</a> Primary Health Care	49	21	0.429	90	45	0.500	12155	1986	0.163
2	3	272	57593	<a href="#">Walter Jaoko</a> 	 Kenya	<a href="#">University of Nairobi</a>	<a href="#">Medical and Health Sciences / Infectious Diseases</a> Tropical medicine HIV/AIDS research ethics clinical ethics	48	28	0.583	130	99	0.762	11292	4443	0.393
3	4	275	58201	<a href="#">Ruth Nduati</a>	 Kenya	<a href="#">University of Nairobi</a>	<a href="#">Medical and Health Sciences / Pediatrics and Child Health</a> Paediatrics HIV Epidemiology Child Health	48	25	0.521	100	64	0.640	9450	2437	0.258
1	5	289	59857	<a href="#">Fabian Esamai</a> 	 Kenya	<a href="#">Moi University</a>	<a href="#">Medical and Health Sciences / Pediatrics and Child Health</a> child health paediatrics	48	36	0.750	100	86	0.860	6576	4083	0.621
1	6	309	62134	<a href="#">Vincent Onywera</a> 	 Kenya	<a href="#">Kenyatta University</a>	<a href="#">Medical and Health Sciences / Physical Medicine</a> Obesity physical activity healthy living Kenyan runners	47	40	0.851	93	87	0.935	7924	5644	0.712
1	7	379	70575	<a href="#">Eric M. Muchiri</a> 	 Kenya	<a href="#">Meru University of Science &amp; Technology</a>	<a href="#">Medical and Health Sciences / Infectious Diseases</a> Infectious Diseases Parasitic Infections	45	28	0.622	84	64	0.762	5681	2087	0.367
4	8	395	72708	<a href="#">Geoffrey M. Maloiy</a>	 Kenya	<a href="#">University of Nairobi</a>	<a href="#">Medical and Health Sciences / Veterinary Sciences</a> Animal Physiology Thermoregulation and heat balance Digestion Energetics and locomotion	44	15	0.341	116	26	0.224	7626	1063	0.139
2	9	428	75417	<a href="#">Abhishek Kumar Dubey</a>	 Kenya	<a href="#">Population Council</a>	<a href="#">Program Officer-II, Population Council</a> Demography Public health Quantitative research	43	34	0.791	190	111	0.584	10543	7018	0.666
2	10	494	82935	<a href="#">Josés Muthuri Kirigia</a>	 Kenya	<a href="#">Meru University of Science &amp; Technology</a>	<a href="#">Professor of Health Economics, Meru University of Science &amp; Technology</a> Health Economics Public Health Health Systems Health Research Systems	42	30	0.714	93	71	0.763	5658	2654	0.469
3	11	533	88310	<a href="#">Anrudh Jain</a>	 Kenya	<a href="#">Population Council</a>	<a href="#">Distinguished Scholar Population Council</a> Population	41	19	0.463	88	34	0.386	4854	1164	0.240
6	12	536	88620	<a href="#">Peter N. Keiyoro</a>	 Kenya	<a href="#">University of Nairobi</a>	<a href="#">Social Sciences / Open and Distance Education</a> Open distance and elearning Global Burden of Diseases Ecology and environmental conservatin	40	40	1.000	47	46	0.979	53745	52768	0.982
5	13	557	91217	<a href="#">Mwabu, G</a>	 Kenya	<a href="#">University of Nairobi</a>	<a href="#">Economics &amp; Econometrics / Economics</a> Health Economics Development Economics Microeconometrics and Poverty Analysis	40	25	0.625	99	48	0.485	6246	2168	0.347
4	14	674	103030	<a href="#">Niranjan Saggurti</a>	 Kenya	<a href="#">Population Council</a>	<a href="#">Director, Population Council India</a>	38	28	0.737	105	83	0.790	5307	3051	0.575
2	15	681	103709	<a href="#">S Kimaiyo</a>	 Kenya	<a href="#">Moi University</a>	<a href="#">Medical and Health Sciences / Internal Medicine</a> internal Med.	38	27	0.711	64	52	0.813	4936	2140	0.434
7	16	689	104399	<a href="#">Wolfgang Richard Mukabana</a>	 Kenya	<a href="#">University of Nairobi</a>	<a href="#">Medical and Health Sciences / Infectious Diseases</a> Infectious diseases medical entomology medical parasitology vector ecology epidemiology	38	29	0.763	70	59	0.843	4575	2208	0.483

AD Scientific Index - 2022 Kenya Top 1.000 Scientists								H INDEX			i10 INDEX			CITATION		
University	Country	Region	World	Name	Country	University	Subject	Total	Last 5 year	Last 5 year / total	Total	Last 5 year	Last 5 year / total	Total	Last 5 year	Last 5 year / total
1	17	722	109047	<a href="#">Mugendi Daniel Njiru</a> 	 Kenya	<a href="#">University of Embu</a>	<a href="#">Agriculture &amp; Forestry / Forestry</a> Soil Science Forestry	37	29	0.784	75	54	0.720	5095	2656	0.521
1	18	745	110793	<a href="#">Sammy M. Njenga</a> 	 Kenya	<a href="#">Kenya Medical Research Institute</a>	<a href="#">Scientist</a> Health research	37	31	0.838	88	77	0.875	4253	3316	0.780
8	19	756	111512	<a href="#">Otieno, JAM</a>	 Kenya	<a href="#">University of Nairobi</a>	<a href="#">Natural Sciences / Statistics</a> Statistics	37	18	0.486	55	37	0.673	3654	1125	0.308
1	20	806	117403	<a href="#">Brian Michael Masiga</a> 	 Kenya	<a href="#">Africa Nazarene University</a>	<a href="#">Engineering &amp; Technology / Computer Science</a> computer science	36	30	0.833	82	63	0.768	4069	2518	0.619
9	21	813	117708	<a href="#">Linda Nielsen</a>	 Kenya	<a href="#">University of Nairobi</a>	<a href="#">Agriculture &amp; Forestry / Agriculture</a> Agricbusiness Management and Agrieconomics Environmentalists	36	25	0.694	64	33	0.516	3933	1679	0.427
10	22	821	118487	<a href="#">Abiy Yenesew</a>	 Kenya	<a href="#">University of Nairobi</a>	<a href="#">Natural Sciences / Chemical Sciences</a> Natural Products Chemistry	36	20	0.556	93	63	0.677	3264	1457	0.446
12	23	822	118540	<a href="#">Jacob Midiwo</a>	 Kenya	<a href="#">University of Nairobi</a>	<a href="#">Natural Sciences / Chemical Sciences</a> Chemistry Natural Products	36	20	0.556	84	45	0.536	3065	1238	0.404
1	24	848	121840	<a href="#">Philip Okinda Owuor</a> 	 Kenya	<a href="#">Maseno University</a>	<a href="#">Natural Sciences / Chemical Sciences</a> Chemistry Tea Environmental Science Agriculture	35	21	0.600	132	64	0.485	4946	2023	0.409
11	25	891	124943	<a href="#">Karuti Kanyinga</a>	 Kenya	<a href="#">University of Nairobi</a>	<a href="#">Social Sciences / Political Science</a> Governance and political economy of development	35	20	0.571	69	35	0.507	3755	1555	0.414
13	26	912	126038	<a href="#">Manasi Kumar</a>	 Kenya	<a href="#">University of Nairobi</a>	<a href="#">Medical and Health Sciences / Psychiatry</a> Psychology Maternal and Child mental health psychoanalysis critical psychology and	34	33	0.971	69	63	0.913	22294	21284	0.955
2	27	948	129671	<a href="#">Paul Oburu</a>	 Kenya	<a href="#">Maseno University</a>	<a href="#">Social Sciences / Psychology</a> Developmental Psychology	34	30	0.882	52	51	0.981	4548	3389	0.745
1	28	949	129689	<a href="#">Francis Wachira</a> 	 Kenya	<a href="#">South Eastern Kenya University</a>	<a href="#">Medical and Health Sciences / Biochemistry</a> Plant biochemistry and molecular biology	34	23	0.676	85	53	0.624	4539	1844	0.406
3	29	972	131666	<a href="#">Winstone Nyandiko M</a>	 Kenya	<a href="#">Moi University</a>	<a href="#">Medical and Health Sciences / Neonatology</a> Pediatric HIV Adolescent Medicine Neonatology	34	27	0.794	59	51	0.864	3879	2067	0.533
14	30	1008	134904	<a href="#">George Otieno</a>	 Kenya	<a href="#">University of Nairobi</a>	<a href="#">Medical and Health Sciences / Veterinary Sciences</a>	33	25	0.758	42	38	0.905	6512	2249	0.345
5	31	1012	135516	<a href="#">Julie Pulerwitz</a>	 Kenya	<a href="#">Population Council</a>	<a href="#">Director, HIV and AIDS Progam, Population Council</a> hiv and aids gender stigma health behaviors	33	25	0.758	60	53	0.883	5636	2586	0.459
16	32	1043	137771	<a href="#">Omu Anzala</a>	 Kenya	<a href="#">University of Nairobi</a>	<a href="#">Medical and Health Sciences / Virology</a> Clinical trials basic research in mucosal immunology virology infectious diseases	33	24	0.727	69	52	0.754	4310	2118	0.491
15	33	1078	140775	<a href="#">David Ndetei</a>	 Kenya	<a href="#">University of Nairobi</a>	<a href="#">Medical and Health Sciences / Psychiatry</a> Psychiatry and Mental Health	33	21	0.636	76	41	0.539	3414	1527	0.447





















AD Scientific Index - 2022 Kenya Top 1.000 Scientists								H INDEX			i10 INDEX			CITATION		
University	Country	Region	World	Name	Country	University	Subject	Total	Last 5 year	Last 5 year / total	Total	Last 5 year	Last 5 year / total	Total	Last 5 year	Last 5 year / total
1	34	1083	141173	<a href="#">Alexander Kahi</a> 	 Kenya	<a href="#">Egerton University</a>	<a href="#">Medical and Health Sciences / Veterinary Sciences</a>	33	21	0.636	98	59	0.602	3276	1587	0.484
1	35	1104	143128	<a href="#">Kenneth Ngure</a> 	 Kenya	<a href="#">Jomo Kenyatta University of Agriculture and Technology</a>	<a href="#">Medical and Health Sciences / Medicine</a> HIV Prevention HIV self-testing Family planning Fertility	32	26	0.813	62	61	0.984	6657	4007	0.602
1	36	1118	144382	<a href="#">Benson BA Estambale</a> 	 Kenya	<a href="#">Jaramogi Oginga Odinga University of Science &amp; Technology (Bondo University College)</a>	<a href="#">Medical and Health Sciences / Infectious Diseases</a> Tropical and Infectious Diseases	32	22	0.688	55	37	0.673	5019	2036	0.406
3	37	1191	151000	<a href="#">Collins Ouma</a>	 Kenya	<a href="#">Maseno University</a>	<a href="#">Medical and Health Sciences / Medical Genetics</a> Genetics Immunology Infectious and non-infectious diseases Public Health	32	21	0.656	58	51	0.879	2703	1418	0.525
17	38	1208	153080	<a href="#">Daniel Olago</a>	 Kenya	<a href="#">University of Nairobi</a>	<a href="#">Engineering &amp; Technology / Earth Sciences</a> geology water environment climate change	31	24	0.774	64	51	0.797	5259	2163	0.411
1	39	1235	156284	<a href="#">E. Nicholas Odongo</a> 	 Kenya	<a href="#">Pwani University</a>	<a href="#">Medical and Health Sciences / Veterinary Sciences</a> Animal Science Biostatistics Gender	31	22	0.710	65	50	0.769	3728	1742	0.467
2	40	1258	158109	<a href="#">Sumesh C. Chhabra</a>	 Kenya	<a href="#">Kenyatta University</a>	<a href="#">Natural Sciences / Chemical Sciences</a> Natural Products Chemistry	31	19	0.613	53	29	0.547	3300	971	0.294
4	41	1297	160084	<a href="#">Samuel O Ayaya</a>	 Kenya	<a href="#">Moi University</a>	<a href="#">Medical and Health Sciences / Dermatology and Venereology</a> adolescent HIV specifically transitioning of HIV infected children from paediatric to adult focused care children living in especially difficult circumstances.	31	25	0.806	61	51	0.836	2831	1647	0.582
2	42	1320	161069	<a href="#">Josephine Ngunjiri</a>	 Kenya	<a href="#">University of Embu</a>	<a href="#">Medical and Health Sciences / Parasitology</a> Parasitology Global burden of diseases Neglected parasitic diseases in Tropics	30	30	1.000	32	32	1.000	35285	35106	0.995
3	43	1328	161408	<a href="#">John Orodho</a>	 Kenya	<a href="#">Kenyatta University</a>	<a href="#">Education / Education</a> Basic Education Science Education Gender and Development Quality Education	30	24	0.800	87	64	0.736	9279	5121	0.552
5	44	1331	161741	<a href="#">Edwin Were</a>	 Kenya	<a href="#">Moi University</a>	<a href="#">Medical and Health Sciences / Health Sciences</a> Maternal health reproductive tract infection HIV research ethics	30	23	0.767	49	39	0.796	7086	3419	0.483
6	45	1335	161829	<a href="#">Leiwen Jiang</a>	 Kenya	<a href="#">Population Council</a>	<a href="#">Population Council and Shanghai University</a> Population and Environment Demographic Modeling Climate Change Urbanization and Migration Household Consumption	30	20	0.667	50	30	0.600	6832	4473	0.655
2	46	1388	166925	<a href="#">Mutinda C Kyama</a>	 Kenya	<a href="#">Jomo Kenyatta University of Agriculture and Technology</a>	<a href="#">Medical and Health Sciences / Pathology</a> Molecular and Cellular Pathology Endometriosis Clinical Cytology Breast cancer Gynaecologic malignancy and Stem Cells Biolg	30	21	0.700	46	32	0.696	3379	1187	0.351
4	47	1431	169938	<a href="#">Eliud Njagi</a>	 Kenya	<a href="#">Kenyatta University</a>	<a href="#">Medical and Health Sciences / Biochemistry</a> Biochemistry Biotechnology	30	20	0.667	71	52	0.732	2791	1421	0.509

AD Scientific Index - 2022 Kenya Top 1.000 Scientists								H INDEX			i10 INDEX			CITATION		
University	Country	Region	World	Name	Country	University	Subject	Total	Last 5 year	Last 5 year / total	Total	Last 5 year	Last 5 year / total	Total	Last 5 year	Last 5 year / total
2	48	1445	170774	<a href="#">Maricianah Onono</a>	 Kenya	<a href="#">Kenya Medical Research Institute</a>	<a href="#">Senior Principal Clinical Research Scientist, Kenya Medical Research Institute</a> Epidemiology Health Systems Sexual reproductive health Community Health Systems	30	25	0.833	52	52	1.000	2578	1879	0.729
18	49	1460	171246	<a href="#">Kenneth Mavuti</a>	 Kenya	<a href="#">University of Nairobi</a>	<a href="#">Agriculture &amp; Forestry / Fisheries</a> Aquatic Biology Fisheries and Environmental Science	30	14	0.467	54	25	0.463	2388	693	0.290
19	50	1481	172686	<a href="#">Eric Odada</a>	 Kenya	<a href="#">University of Nairobi</a>	<a href="#">Engineering &amp; Technology / Earth Sciences</a> Geochemistry Marine Geology IWRM Climate Change.	29	19	0.655	45	32	0.711	5655	3825	0.676
3	51	1495	173721	<a href="#">Bancy Mati</a>	 Kenya	<a href="#">Jomo Kenyatta University of Agriculture and Technology</a>	<a href="#">Engineering &amp; Technology / Environmental Science &amp; Engineering</a> Irrigation watershed management Climate Change Resilience sustainable agriculture food and nutrition security	29	21	0.724	48	35	0.729	4531	1831	0.404
2	52	1503	174425	<a href="#">Livingstone Ochilo</a>	 Kenya	<a href="#">Jaramogi Oginga Odinga University of Science &amp; Technology (Bondo University College)</a>	<a href="#">Natural Sciences / Physics</a> Astroparticle physics Environmental physics	29	27	0.931	35	35	1.000	4100	3354	0.818
20	53	1513	175356	<a href="#">Muriithi Mugo</a>	 Kenya	<a href="#">University of Nairobi</a>	<a href="#">Medical and Health Sciences / Anesthesiology and Reanimation</a> Anaesthesia	29	23	0.793	75	55	0.733	3740	2255	0.603
21	54	1529	176785	<a href="#">Shem Wandiga</a>	 Kenya	<a href="#">University of Nairobi</a>	<a href="#">Natural Sciences / Chemical Sciences</a> Climate Change and coordination chemistry	29	19	0.655	77	38	0.494	3333	1168	0.350
5	55	1557	178247	<a href="#">Christopher Shisanya</a>	 Kenya	<a href="#">Kenyatta University</a>	<a href="#">Agriculture &amp; Forestry / Agriculture</a> Climate Change Agriculture Watershed Management Soil Fertility	29	19	0.655	69	45	0.652	3052	1605	0.526
6	56	1565	178683	<a href="#">Nancy Wanyonyi</a>	 Kenya	<a href="#">Moi University</a>	<a href="#">Medical and Health Sciences / Physical Medicine</a> Occupational Health Physiotherapy	29	21	0.724	89	60	0.674	2974	1875	0.630
22	57	1610	180869	<a href="#">Elizabeth Maleche Obimbo</a>	 Kenya	<a href="#">University of Nairobi</a>	<a href="#">Medical and Health Sciences / Pediatrics and Child Health</a> Paediatrics Respiratory Medicine Infectious Disease	29	20	0.690	59	42	0.712	2600	1281	0.493
3	58	1675	185665	<a href="#">Luna Kamau</a>	 Kenya	<a href="#">Kenya Medical Research Institute</a>	<a href="#">Kenya Medical Research Institute</a> Molecular Biology Vector Ecology Insecticide Resistance	28	19	0.679	35	25	0.714	3809	1486	0.390
1	59	1777	192175	<a href="#">Robert Skilton</a>	 Kenya	<a href="#">International Centre of Insect Physiology and Ecology</a>	<a href="#">International Centre of Insect Physiology and Ecology (icipe)</a> entomology ticks and tick-borne diseases animal health agriculture	28	19	0.679	57	42	0.737	2475	1048	0.423
23	60	1780	192247	<a href="#">Godwin Kaaya</a>	 Kenya	<a href="#">University of Nairobi</a>	<a href="#">Medical and Health Sciences / Parasitology</a> Parasitology entomology physiology biocontrol	28	12	0.429	55	17	0.309	2464	550	0.223
24	61	1790	192700	<a href="#">Peter Gichangi</a>	 Kenya	<a href="#">University of Nairobi</a>	<a href="#">Medical and Health Sciences / Epidemiology and Public Health</a> Developmental Anatomy and Public Health	28	21	0.750	52	41	0.788	2387	1557	0.652

AD Scientific Index - 2022 Kenya Top 1.000 Scientists								H INDEX			i10 INDEX			CITATION		
University	Country	Region	World	Name	Country	University	Subject	Total	Last 5 year	Last 5 year / total	Total	Last 5 year	Last 5 year / total	Total	Last 5 year	Last 5 year / total
25	62	1819	193946	<a href="#">Nancy Njarua Karanja</a>	 Kenya	<a href="#">University of Nairobi</a>	<a href="#">Agriculture &amp; Forestry / Soil Sciences and Plant Nutrition</a> Soil Ecology Soil Health Food Security Urban Agriculture Environment	28	23	0.821	66	54	0.818	2114	1568	0.742
26	63	1833	194350	<a href="#">Grace Irimu</a>	 Kenya	<a href="#">University of Nairobi</a>	<a href="#">Medical and Health Sciences / Pediatrics and Child Health</a> Paediatrics and child Health and Emergency Care Health system strengthening	28	24	0.857	42	39	0.929	1902	1296	0.681
27	64	1848	195853	<a href="#">Zahida Qureshi</a>	 Kenya	<a href="#">University of Nairobi</a>	<a href="#">Medical and Health Sciences / Obstetrics and Gynecology</a> obstetrics and gynaecology reproductive health	27	24	0.889	35	32	0.914	4817	3697	0.767
7	65	1852	196306	<a href="#">Pavimol Angsantikul</a>	 Kenya	<a href="#">Population Council</a>	<a href="#">Population Council, Harvard University, UC San Diego, Chulalongkorn University</a> nanomedicine bacterial infection biomimetic nanoparticle drug delivery	27	27	1.000	31	31	1.000	4332	4161	0.961
28	66	1868	197247	<a href="#">Dorothy Mccormick</a>	 Kenya	<a href="#">University of Nairobi</a>	<a href="#">Business &amp; Management / Business Administration</a> Business and Development Small Enterprise Development Public Transport	27	15	0.556	54	21	0.389	3764	1085	0.288
29	67	1880	198072	<a href="#">Stephen Kiama Gitahi</a>	 Kenya	<a href="#">University of Nairobi</a>	<a href="#">Medical and Health Sciences / Veterinary Sciences</a> Dendritic cells Natural Products Macrophages Pecten Oculi	27	21	0.778	51	41	0.804	3448	1960	0.568
32	68	1926	200969	<a href="#">Emmy Okello</a>	 Kenya	<a href="#">University of Nairobi</a>	Cardiovascular medicine and research	27	23	0.852	59	51	0.864	2828	2123	0.751
8	69	1928	201085	<a href="#">Timothy Abuya</a>	 Kenya	<a href="#">Population Council</a>	<a href="#">Population Council</a> Implementation Research-Health Sytems Health Policy and Health Care financing	27	23	0.852	51	44	0.863	2811	2067	0.735
30	70	1951	202492	<a href="#">Charles KK Gachene</a>	 Kenya	<a href="#">University of Nairobi</a>	<a href="#">Agriculture &amp; Forestry / Soil Sciences and Plant Nutrition</a> soil and water management Remote sensing and GIS	27	23	0.852	75	49	0.653	2607	1518	0.582
31	71	1998	204350	<a href="#">Dalton Wamalwa</a>	 Kenya	<a href="#">University of Nairobi</a>	<a href="#">Medical and Health Sciences / Pediatrics and Child Health</a> Infectious Disease	27	21	0.778	67	51	0.761	2383	1492	0.626
33	72	2131	213809	<a href="#">Patricia Kameri-Mbote</a>	 Kenya	<a href="#">University of Nairobi</a>	<a href="#">Law / Law and Legal Studies</a> Law Environmental law Property Law Gender	26	17	0.654	70	24	0.343	2739	1042	0.380
2	73	2143	214240	<a href="#">Sevgan Subramanian</a>	 Kenya	<a href="#">International Centre of Insect Physiology and Ecology</a>	<a href="#">International Centre of Insect Physiology and Ecology</a> Entomology Integrated Pest management Insects for food and feed	26	24	0.923	76	72	0.947	2675	2337	0.874
6	74	2146	214494	<a href="#">Jayne Mugwe</a>	 Kenya	<a href="#">Kenyatta University</a>	<a href="#">Agriculture &amp; Forestry / Soil Sciences and Plant Nutrition</a> Soil fertility Agroforestry Agricultural Sciences and Research Methods	26	22	0.846	49	37	0.755	2640	1777	0.673
34	75	2182	216666	<a href="#">Fred Were</a>	 Kenya	<a href="#">University of Nairobi</a>	<a href="#">Medical and Health Sciences / Pediatrics and Child Health</a> Newborn Medicine	26	21	0.808	41	35	0.854	2378	1306	0.549

AD Scientific Index - 2022 Kenya Top 1.000 Scientists								H INDEX			i10 INDEX			CITATION		
University	Country	Region	World	Name	Country	University	Subject	Total	Last 5 year	Last 5 year / total	Total	Last 5 year	Last 5 year / total	Total	Last 5 year	Last 5 year / total
4	76	2183	216723	<a href="#">Peter Ouma Okuma</a>	 Kenya	<a href="#">Maseno University</a>	<a href="#">Medical and Health Sciences / Infectious Diseases</a> Malaria in pregnancy Malaria epidemiology Antenatal Care Malaria prevention	26	21	0.808	36	30	0.833	2372	1409	0.594
4	77	2224	218517	<a href="#">Joseph Mwatha</a>	 Kenya	<a href="#">Kenya Medical Research Institute</a>	<a href="#">Chief Research Officer, Kenya Medical Research Institute</a> Biomedical sciences	26	13	0.500	37	21	0.568	2181	541	0.248
2	78	2317	221710	<a href="#">Cornelius Wanjala</a>	 Kenya	<a href="#">South Eastern Kenya University</a>	<a href="#">Natural Sciences / Chemical Sciences</a> Pharmacognosy	26	17	0.654	34	29	0.853	1440	758	0.526
3	79	2323	222826	<a href="#">H Michael G Lattorff</a>	 Kenya	<a href="#">International Centre of Insect Physiology and Ecology</a>	<a href="#">Natural Sciences / Biological Science</a> evolutionary biology host-parasite interaction social evolution pollination	25	17	0.680	36	30	0.833	4877	1885	0.387
3	80	2351	225918	<a href="#">Cecil K. King'onda</a>	 Kenya	<a href="#">South Eastern Kenya University</a>	<a href="#">Engineering &amp; Technology / Energy Engineering</a> Energy storage and converse Nanomaterials Catalysis Ceramics and Cement	25	21	0.840	34	31	0.912	3007	1928	0.641
35	81	2376	227308	<a href="#">Winnie Mitullah</a>	 Kenya	<a href="#">University of Nairobi</a>	<a href="#">Social Sciences / Social Policy</a> Governance institutions and policy	25	17	0.680	53	26	0.491	2733	1075	0.393
9	82	2479	232998	<a href="#">Sylvia Adebajo</a>	 Kenya	<a href="#">Population Council</a>	<a href="#">Program Director, HIV and AIDS Program, Population Council, Nigeria</a> Epidemiology HIV Prevention Public Health Vulnerable groups	25	21	0.840	41	37	0.902	2087	1175	0.563
41	83	2510	234360	<a href="#">Sheila A Okoth</a>	 Kenya	<a href="#">University of Nairobi</a>	<a href="#">Natural Sciences / Biological Science</a> Mycotoxins Food safety	25	22	0.880	48	44	0.917	1960	1528	0.780
36	84	2535	235324	<a href="#">Kimenju John Wangai</a>	 Kenya	<a href="#">University of Nairobi</a>	<a href="#">Agriculture &amp; Forestry / Plant Science</a> Plant Nematology Plant Pathology Plant Virology	25	18	0.720	56	35	0.625	1856	1003	0.540
37	85	2540	235440	<a href="#">Julius Alexander Ogeng'o</a>	 Kenya	<a href="#">University of Nairobi</a>	<a href="#">Medical and Health Sciences / Pathology</a> Vascular Anatomy Cardiovascular pathology Anatomical Variations General Histology Neuropathology	25	17	0.680	57	39	0.684	1842	1114	0.605
4	86	2573	236688	<a href="#">Robert W Gituru</a>	 Kenya	<a href="#">Jomo Kenyatta University of Agriculture and Technology</a>	<a href="#">Agriculture &amp; Forestry / Plant Science</a> Plant taxonomy and evolutionary biology Reproductive ecology and conservation of endangered plants	25	16	0.640	51	25	0.490	1647	721	0.438
42	87	2601	238658	<a href="#">Francis Gichuki</a>	 Kenya	<a href="#">University of Nairobi</a>	<a href="#">Engineering &amp; Technology / Environmental Science &amp; Engineering</a> Irrigation Drainage Water Systems Project Management	24	14	0.583	37	18	0.486	4392	953	0.217
38	88	2623	240639	<a href="#">Julius Oyugi</a>	 Kenya	<a href="#">University of Nairobi</a>	<a href="#">Medical and Health Sciences / Virology</a> Virology immunology and molecular biology	24	18	0.750	38	28	0.737	3117	1000	0.321
39	89	2642	242142	<a href="#">JNK Mugambi</a>	 Kenya	<a href="#">University of Nairobi</a>	<a href="#">History, Philosophy, Theology / Philosophy</a> Phenomenology of Religion Philosophy of Religion Contemporary Religious Thought Applied Ethics	24	18	0.750	49	27	0.551	2734	1321	0.483
5	90	2643	242153	<a href="#">Gregory Namusonge</a>	 Kenya	<a href="#">Jomo Kenyatta University of Agriculture and Technology</a>	<a href="#">Economics &amp; Econometrics / Accounting &amp; Finance</a> Entrepreneurship Management Finance Supply Chain Management Monitoring and Evaluation	24	23	0.958	69	59	0.855	2732	2297	0.841

AD Scientific Index - 2022 Kenya Top 1.000 Scientists								H INDEX			i10 INDEX			CITATION		
University	Country	Region	World	Name	Country	University	Subject	Total	Last 5 year	Last 5 year / total	Total	Last 5 year	Last 5 year / total	Total	Last 5 year	Last 5 year / total
7	91	2661	243522	<a href="#">Monicah Mucheru-Muna</a>	 Kenya	<a href="#">Kenyatta University</a>	<a href="#">Agriculture &amp; Forestry / Soil Sciences and Plant Nutrition</a> Climate variability soil fertility community participation environmental conservation	24	22	0.917	48	41	0.854	2504	1843	0.736
7	92	2667	243974	<a href="#">Isaac S. Kosgey</a>	 Kenya	<a href="#">Moi University</a>	<a href="#">Medical and Health Sciences / Veterinary Sciences</a> Animal Breeding and Genetics	24	15	0.625	42	26	0.619	2440	1031	0.423
6	93	2698	245620	<a href="#">Moses Osiru</a>	 Kenya	<a href="#">International Centre of Insect Physiology and Ecology</a>	<a href="#">icipe</a> pathology education	24	14	0.583	43	18	0.419	2253	643	0.285
40	94	2770	249043	<a href="#">Jasper Imungi</a>	 Kenya	<a href="#">University of Nairobi</a>	<a href="#">Engineering &amp; Technology / Food Science and Engineering</a> Food Science Technology and Nutrition	24	17	0.708	44	27	0.614	1961	908	0.463
1	95	2775	249332	<a href="#">Francis Mathooko</a>	 Kenya	<a href="#">Machakos University</a>	<a href="#">Agriculture &amp; Forestry / Agriculture</a> Agriculture Agribusiness	24	16	0.667	45	27	0.600	1937	797	0.411
1	96	2813	251130	<a href="#">Dickson Nyariki</a>	 Kenya	<a href="#">Murang'a University of Technology</a>	<a href="#">Agriculture &amp; Forestry / Agricultural Economics</a> Food Security Agricultural Policy Natural Resource Economics Climate Change Agricultural Economics	24	17	0.708	43	28	0.651	1788	921	0.515
7	97	2833	252060	<a href="#">Shewit Kalayou</a>	 Kenya	<a href="#">International Centre of Insect Physiology and Ecology</a>	<a href="#">International Center of Insect Physiology and Ecology (ICIPE)</a> Proteomics system biology Bioinformatics Veterinary medicine	24	22	0.917	38	35	0.921	1707	1511	0.885
10	98	2862	253263	<a href="#">Jerry Okal</a>	 Kenya	<a href="#">Population Council</a>	<a href="#">Population Council</a> Public Health Sexual and Reproductive Health and HIV ...	24	20	0.833	35	33	0.943	1558	1028	0.660
8	99	2885	253974	<a href="#">Violet Naanyu</a>	 Kenya	<a href="#">Moi University</a>	<a href="#">Social Sciences / Sociology</a> Bioethics African Studies Qualitative Research Care Seeking Behavior Disease Stigma	24	22	0.917	42	38	0.905	1376	1176	0.855
1	100	2907	255790	<a href="#">Alex Douglas</a>	 Kenya	<a href="#">Management University of Africa</a>	<a href="#">Business &amp; Management / Strategic Management</a> Business and management	23	18	0.783	35	25	0.714	3846	1753	0.456
43	101	2925	257327	<a href="#">Ephantus Njagi Chomba</a>	 Kenya	<a href="#">University of Nairobi</a>	<a href="#">Medical and Health Sciences / Infectious Diseases</a> Cellular and Molecular Immunology Infectious Diseases HIV STI	23	12	0.522	31	15	0.484	3007	454	0.151
44	102	2926	257384	<a href="#">Jenesio Kinyamario</a>	 Kenya	<a href="#">University of Nairobi</a>	<a href="#">Engineering &amp; Technology / Engineering</a> ecology conservation biology biodiversity environmental impact assessment	23	13	0.565	45	19	0.422	2987	827	0.277
45	103	2939	258745	<a href="#">J Kabubo-Mariara</a>	 Kenya	<a href="#">University of Nairobi</a>	<a href="#">Economics &amp; Econometrics / Economics</a> Economics Poverty Envrionment and Development Climate Change Labour Markets	23	17	0.739	34	22	0.647	2618	1267	0.484
11	104	2940	258902	<a href="#">Kelly K. Hallman</a>	 Kenya	<a href="#">Population Council</a>	<a href="#">Population Council; NIWRC.org; IMAGEN-Network.org</a> girls' empowerment SGBV prevention indigenous sovereignty social determinants of health	23	15	0.652	38	19	0.500	2588	797	0.308
9	105	2998	262309	<a href="#">Lameck Diero</a>	 Kenya	<a href="#">Moi University</a>	<a href="#">Medical and Health Sciences / Medicine</a> Internal Medicine Chest Medicine Health Informatics	23	19	0.826	36	31	0.861	2133	1347	0.632















AD Scientific Index - 2022 Kenya Top 1.000 Scientists								H INDEX			i10 INDEX			CITATION		
University	Country	Region	World	Name	Country	University	Subject	Total	Last 5 year	Last 5 year / total	Total	Last 5 year	Last 5 year / total	Total	Last 5 year	Last 5 year / total
6	106	3011	263039	<a href="#">Anne WT Muigai</a>	 Kenya	<a href="#">Jomo Kenyatta University of Agriculture and Technology</a>	<a href="#">Medical and Health Sciences / Veterinary Sciences</a> Genomics Indigenous Animal Genetic Resources African livestock	23	18	0.783	45	36	0.800	2070	1263	0.610
1	107	3020	263410	<a href="#">Isaac K. Nyamongo</a>	 Kenya	<a href="#">Co-operative University of Kenya</a>	<a href="#">Social Sciences / Anthropology</a>	23	17	0.739	34	24	0.706	2040	886	0.434
1	108	3025	263765	<a href="#">Francis Mutuku</a>	 Kenya	<a href="#">Technical University of Mombasa (Mombasa Polytechnic University College)</a>	<a href="#">Medical and Health Sciences / Infectious Diseases</a> malaria parasitic infections arboviruses ecology RS	23	20	0.870	32	32	1.000	2011	1237	0.615
12	109	3037	264505	<a href="#">Thoai Ngo</a>	 Kenya	<a href="#">Population Council</a>	<a href="#">Vice President, Social and Behavioral Science Research</a> Gender Adolescents Sexual and Reproductive Health Poverty Alleviation Global Health	23	21	0.913	43	31	0.721	1950	1498	0.768
7	110	3081	266518	<a href="#">John M Kagira</a>	 Kenya	<a href="#">Jomo Kenyatta University of Agriculture and Technology</a>	<a href="#">Medical and Health Sciences / Parasitology</a> Parasitology Microbiology Pathology Epidemiology One health	23	16	0.696	49	29	0.592	1805	914	0.506
1	111	3100	267466	<a href="#">Joseph Lalah</a>	 Kenya	<a href="#">Technical University of Kenya</a>	<a href="#">Natural Sciences / Chemical Sciences</a> chemistry	23	14	0.609	55	33	0.600	1737	821	0.473
8	112	3123	268422	<a href="#">Anselimo Makokha</a>	 Kenya	<a href="#">Jomo Kenyatta University of Agriculture and Technology</a>	<a href="#">Engineering &amp; Technology / Food Science and Engineering</a> Human Nutrition Public Health Food Science	23	20	0.870	42	37	0.881	1668	1289	0.773
48	113	3124	268448	<a href="#">John Mburu</a>	 Kenya	<a href="#">University of Nairobi</a>	<a href="#">Agriculture &amp; Forestry / Agricultural Economics</a> Environmental and Resource Economics Agricultural Resource Economics Biodiversity Food Safety Standards Trade	23	17	0.739	47	32	0.681	1666	983	0.590
10	114	3155	269445	<a href="#">Diana Menya</a>	 Kenya	<a href="#">Moi University</a>	<a href="#">Medical and Health Sciences / Epidemiology and Public Health</a> Public Health	23	21	0.913	42	38	0.905	1593	1237	0.777
2	115	3163	269729	<a href="#">Gabriel O Dida</a>	 Kenya	<a href="#">Technical University of Kenya</a>	<a href="#">Medical and Health Sciences / Infectious Diseases</a> Disease vectors Ecology Infectious Diseases Planetary Health Climate Change	23	19	0.826	33	29	0.879	1573	1003	0.638
5	116	3171	270083	<a href="#">Samoel Ashimosi Khamadi</a>	 Kenya	<a href="#">Kenya Medical Research Institute</a>	<a href="#">Deputy Director, Director Centre for Virus Research Kenya Medical Research Institute</a> Public Health HIV/AIDS Molecular Medicine Genetics	23	16	0.696	39	27	0.692	1540	909	0.590
1	117	3200	271347	<a href="#">Charles Ngugi</a>	 Kenya	<a href="#">Karatina University</a>	<a href="#">Agriculture &amp; Forestry / Fisheries</a> Fish Biology	23	17	0.739	33	27	0.818	1393	905	0.650
9	118	3297	277018	<a href="#">Willy Muturi</a>	 Kenya	<a href="#">Jomo Kenyatta University of Agriculture and Technology</a>	<a href="#">Business &amp; Management / Human Resource Management</a> Economics finance procurement entrepreneurship Human Resource Management	22	21	0.955	68	58	0.853	2445	2215	0.906














AD Scientific Index - 2022 Kenya Top 1.000 Scientists								H INDEX			i10 INDEX			CITATION		
University	Country	Region	World	Name	Country	University	Subject	Total	Last 5 year	Last 5 year / total	Total	Last 5 year	Last 5 year / total	Total	Last 5 year	Last 5 year / total
46	119	3337	279147	<a href="#">James M. Mbaria</a>	 Kenya	<a href="#">University of Nairobi</a>	<a href="#">Medical and Health Sciences / Pharmacy &amp; Pharmaceutical Sciences</a> Pharmacology Toxicology Medicinal and Toxic Plants Drug regulation	22	19	0.864	49	40	0.816	2148	1422	0.662
4	120	3347	279671	<a href="#">Elfatih M. Abdel-Rahman</a>	 Kenya	<a href="#">International Centre of Insect Physiology and Ecology</a>	<a href="#">Department of Agronomy, Faculty of Agriculture, University of Khartoum</a> Remote sensing and GIS	22	21	0.955	44	38	0.864	2094	1678	0.801
11	121	3357	280125	<a href="#">Joseph Mamlin</a>	 Kenya	<a href="#">Moi University</a>	<a href="#">Medical and Health Sciences / Medicine</a> Relationship between academic centers Healthcare care systems for under-served population Internal medicine	22	11	0.500	28	13	0.464	2052	454	0.221
6	122	3374	280750	<a href="#">George D. Odhiambo</a>	 Kenya	<a href="#">Maseno University</a>	<a href="#">Agriculture &amp; Forestry / Agriculture</a> Weed Science	22	14	0.636	34	17	0.500	1997	904	0.453
1	123	3391	281848	<a href="#">Tom Were</a>	 Kenya	<a href="#">Masinde Muliro University of Science &amp; Technology</a>	<a href="#">Medical and Health Sciences / Infectious Diseases</a> Immunology Infectious diseases Genetics Epidemiology	22	15	0.682	36	26	0.722	1910	781	0.409
2	124	3405	282471	<a href="#">Bockline Omedo Bebe</a>	 Kenya	<a href="#">Egerton University</a>	<a href="#">Natural Sciences / Biological Science</a> Sustainable Livestock Production Systems	22	18	0.818	40	28	0.700	1865	1124	0.603
47	125	3413	282999	<a href="#">Nicholas Otienoh Oguge</a>	 Kenya	<a href="#">University of Nairobi</a>	<a href="#">Engineering &amp; Technology / Energy Engineering</a> SocioEnvironment Systems Climate Change Adaptation Biodiversity and Ecosystem Services Natural Resource Management	22	13	0.591	33	21	0.636	1827	834	0.456
4	126	3421	283465	<a href="#">Zipporah W Ng'ang'a</a>	 Kenya	<a href="#">South Eastern Kenya University</a>	<a href="#">Medical and Health Sciences / Immunology</a> HIV/AIDS Gender and Development Reproductive Health Child Rights Counseling and Counseling Skills	22	19	0.864	36	30	0.833	1795	1091	0.608
3	127	3499	287167	<a href="#">Paul M. Shiundu</a>	 Kenya	<a href="#">Technical University of Kenya</a>	<a href="#">Natural Sciences / Chemical Sciences</a> Separation Science Technologies Methods Development in Analytical Chemistry Adsorption Science Technologies	22	13	0.591	35	18	0.514	1574	754	0.479
8	128	3507	287372	<a href="#">Menale Kassie</a>	 Kenya	<a href="#">International Centre of Insect Physiology and Ecology</a>	<a href="#">International Center of Insect Physiology and Ecology</a> Applied micro-econometrics adoption and impact assessment gender analysis	22	21	0.955	30	30	1.000	1563	1483	0.949
10	129	3523	287839	<a href="#">Elijah Ateka</a>	 Kenya	<a href="#">Jomo Kenyatta University of Agriculture and Technology</a>	<a href="#">Agriculture &amp; Forestry / Agriculture</a> Agriculture	22	19	0.864	46	40	0.870	1536	1043	0.679
8	130	3543	288478	<a href="#">Michael Muita Gicheru</a>	 Kenya	<a href="#">Kenyatta University</a>	<a href="#">Medical and Health Sciences / Infectious Diseases</a> Immunology Parasitology Infectious Diseases Virology	22	14	0.636	38	20	0.526	1496	623	0.416
49	131	3552	288781	<a href="#">George Gitau</a>	 Kenya	<a href="#">University of Nairobi</a>	<a href="#">Medical and Health Sciences / Epidemiology and Public Health</a> Epidemiology and Food Animal Medicine	22	14	0.636	35	22	0.629	1476	627	0.425
50	132	3601	290040	<a href="#">W. Onyango-Ouma</a>	 Kenya	<a href="#">University of Nairobi</a>	<a href="#">Social Sciences / Anthropology</a> Medical Anthropology	22	15	0.682	30	19	0.633	1388	544	0.392
51	133	3612	290399	<a href="#">Solomon Derese</a>	 Kenya	<a href="#">University of Nairobi</a>	<a href="#">Natural Sciences / Chemical Sciences</a> Natural Products Chemistry Medicinal Chemistry Organic Chemistry Computer Aided Drug Design	22	16	0.727	32	26	0.813	1357	688	0.507

AD Scientific Index - 2022 Kenya Top 1.000 Scientists								H INDEX			i10 INDEX			CITATION		
University	Country	Region	World	Name	Country	University	Subject	Total	Last 5 year	Last 5 year / total	Total	Last 5 year	Last 5 year / total	Total	Last 5 year	Last 5 year / total
52	134	3646	291316	<a href="#">Hassan Saidi</a>	 Kenya	<a href="#">University of Nairobi</a>	<a href="#">Medical and Health Sciences / General Surgery</a> Human Anatomy General Surgery Digestive surgery anatomical variability trauma care	22	15	0.682	39	24	0.615	1258	713	0.567
6	135	3692	294490	<a href="#">Charles Obonyo</a>	 Kenya	<a href="#">Kenya Medical Research Institute</a>	<a href="#">Kenya Medical Research Institute</a> Malaria trials schistosomiasis treatment systematic reviews	21	14	0.667	28	21	0.750	2964	779	0.263
5	136	3701	295731	<a href="#">Wilson Odero</a>	 Kenya	<a href="#">Maseno University</a>	<a href="#">Medical and Health Sciences / Epidemiology and Public Health</a> Public Health Injury Prevention and Safety Promotion	21	14	0.667	28	18	0.643	2547	835	0.328
53	137	3730	298082	<a href="#">Maina J. Wagacha</a>	 Kenya	<a href="#">University of Nairobi</a>	<a href="#">Agriculture &amp; Forestry / Plant Science</a> Plant Pathology Mycotoxigenology Mycology	21	18	0.857	37	29	0.784	2136	1291	0.604
9	138	3754	299543	<a href="#">Ambrose Jagongo</a>	 Kenya	<a href="#">Kenyatta University</a>	<a href="#">Economics &amp; Econometrics / Accounting &amp; Finance</a> Entrepreneurship Finance Small Business Management	21	19	0.905	33	30	0.909	1978	1624	0.821
10	139	3766	299803	<a href="#">Paul Okemo</a>	 Kenya	<a href="#">Kenyatta University</a>	<a href="#">Medical and Health Sciences / Medical Microbiology</a> Antimicrobial Agents of Natural origin such as higher plants Medical Microbiology Food Microbiology Public Health and Microbi	21	15	0.714	42	26	0.619	1955	837	0.428
54	140	3810	301980	<a href="#">John Oucho</a>	 Kenya	<a href="#">University of Nairobi</a>	<a href="#">Social Sciences / Population Studies</a> Migration and urbanisation population and development population and conflict	21	14	0.667	37	19	0.514	1787	614	0.344
14	141	3831	303146	<a href="#">Stephen Muathe</a>	 Kenya	<a href="#">Kenyatta University</a>	<a href="#">Business &amp; Management / Business Administration</a> Financial Inclusion Sustainability of MSMEs Gender in MSMEs & e-commerce	21	19	0.905	43	43	1.000	1710	1459	0.853
55	142	3836	303365	<a href="#">Kahiu Ngugi</a>	 Kenya	<a href="#">University of Nairobi</a>	<a href="#">Medical and Health Sciences / Medical Genetics</a> Molecular genetics markers assisted selection breeding for drought stress biofuels sorghum	21	19	0.905	37	29	0.784	1697	1319	0.777
56	143	3872	304595	<a href="#">Alice Mboganie Mwangi</a>	 Kenya	<a href="#">University of Nairobi</a>	<a href="#">Engineering &amp; Technology / Food Science and Engineering</a> Micronutrient Nutrition Food and Nutrition Security Maternal and Child Nutrition Nutrition and Disease	21	14	0.667	28	19	0.679	1627	959	0.589
57	144	3880	304954	<a href="#">Oliver V. Wasonga</a>	 Kenya	<a href="#">University of Nairobi</a>	<a href="#">Economics &amp; Econometrics / Economics</a> Dryland Ecosystems Analyses Socio-Economics of Pastoral Livelihoods Climate Change Adaptation and Resilience	21	19	0.905	35	32	0.914	1608	1316	0.818
58	145	3891	305362	<a href="#">Peterson Obara Magutu</a>	 Kenya	<a href="#">University of Nairobi</a>	<a href="#">Business &amp; Management / Strategic Management</a> Operations Management Procurement and Supply Chain Management	21	17	0.810	39	30	0.769	1587	1063	0.670
13	146	3932	306704	<a href="#">Bidhubhusan Mahapatra</a>	 Kenya	<a href="#">Population Council</a>	<a href="#">Team Leader, Population Council</a> Climate Change Public Health Poverty Education Program Evaluation	21	17	0.810	37	28	0.757	1515	865	0.571
59	147	3939	306973	<a href="#">Geoffrey N. Kamau</a>	 Kenya	<a href="#">University of Nairobi</a>	<a href="#">Natural Sciences / Chemical Sciences</a> Electroanalysis spectroscopic and separation techniques nanomaterials nanotechnology	21	12	0.571	34	15	0.441	1503	451	0.300
60	148	3957	307537	<a href="#">John Huria Nderitu</a>	 Kenya	<a href="#">University of Nairobi</a>	<a href="#">Agriculture &amp; Forestry / Entomology &amp; Pesticides</a> agricultural entomology	21	14	0.667	46	24	0.522	1474	767	0.520













AD Scientific Index - 2022 Kenya Top 1.000 Scientists								H INDEX			i10 INDEX			CITATION		
University	Country	Region	World	Name	Country	University	Subject	Total	Last 5 year	Last 5 year / total	Total	Last 5 year	Last 5 year / total	Total	Last 5 year	Last 5 year / total
1	149	3964	307782	<a href="#">Idle Farah</a> 	 <a href="#">Kenya</a>	<a href="#">Umma University</a>	<a href="#">Social Sciences / Higher Education Studies</a> Biomedical Research Neglected Tropical Diseases Higher Education Science and Technology	21	9	0.429	29	9	0.310	1463	367	0.251
1	150	3965	307803	<a href="#">Idle Farah</a> 	 <a href="#">Kenya</a>	<a href="#">National Museums of Kenya</a>	<a href="#">Institute of Primate Research, National Museums of Kenya</a> Biomedical Research Neglected Tropical Diseases Higher Education Science and Technology	21	9	0.429	29	9	0.310	1462	367	0.251
61	151	3968	307854	<a href="#">Michael Wandayi Okoth</a>	 <a href="#">Kenya</a>	<a href="#">University of Nairobi</a>	<a href="#">Engineering &amp; Technology / Food Science and Engineering</a> Food Engineering and Food Technology	21	17	0.810	45	37	0.822	1458	1010	0.693
11	152	3993	308972	<a href="#">Aggrey Bernard Nyende</a>	 <a href="#">Kenya</a>	<a href="#">Jomo Kenyatta University of Agriculture and Technology</a>	<a href="#">Agriculture &amp; Forestry / Horticulture</a> plant molecular breeding	21	18	0.857	39	32	0.821	1403	863	0.615
1	153	3994	308989	<a href="#">Frank Masese</a> 	 <a href="#">Kenya</a>	<a href="#">University of Eldoret</a>	<a href="#">Engineering &amp; Technology / Environmental Science &amp; Engineering</a> fisheries aquatic ecology environmental science aquatic science biogeochemistry	21	19	0.905	26	25	0.962	1403	1053	0.751
63	154	3995	309031	<a href="#">Othieno Cj</a>	 <a href="#">Kenya</a>	<a href="#">University of Nairobi</a>	<a href="#">Medical and Health Sciences / Psychiatry</a> Psychiatry mental health	21	18	0.857	40	29	0.725	1400	988	0.706
62	155	3997	309231	<a href="#">Makanya Andrew Ndegwa</a>	 <a href="#">Kenya</a>	<a href="#">University of Nairobi</a>	<a href="#">Natural Sciences / Biological Science</a> Developmental Biology Angiogenesis Lung structure and function Stereology Cancer Biology	21	15	0.714	31	20	0.645	1389	622	0.448
64	156	4023	310079	<a href="#">Anastasia Guantai</a>	 <a href="#">Kenya</a>	<a href="#">University of Nairobi</a>	<a href="#">Medical and Health Sciences / Pharmacy &amp; Pharmaceutical Sciences</a> Pharmacology Therapeutics	21	17	0.810	30	22	0.733	1343	835	0.622
12	157	4029	310473	<a href="#">Ann Mwangi</a>	 <a href="#">Kenya</a>	<a href="#">Moi University</a>	<a href="#">Medical and Health Sciences / Biostatistics</a> Biostatistics	21	18	0.857	37	33	0.892	1321	957	0.724
5	158	4030	310484	<a href="#">Segenet Kelemu</a>	 <a href="#">Kenya</a>	<a href="#">International Centre of Insect Physiology and Ecology</a>	<a href="#">DG, icipe</a> Plant pathology (molecular determinants of ... novel plant disease control strategies insect science	21	12	0.571	30	13	0.433	1321	561	0.425
2	159	4075	311626	<a href="#">Phillip Raburu</a>	 <a href="#">Kenya</a>	<a href="#">University of Eldoret</a>	<a href="#">Agriculture &amp; Forestry / Agriculture</a> Wetland Management Conservation Biology	21	18	0.857	30	28	0.933	1244	833	0.670
65	160	4078	311689	<a href="#">Zachary Bolo Awino</a>	 <a href="#">Kenya</a>	<a href="#">University of Nairobi</a>	<a href="#">Business &amp; Management / Strategic Management</a> Competitive Strategy and Organisational Performance Innovation Corporate Governance and International Business	21	16	0.762	35	28	0.800	1239	859	0.693
76	161	4091	312152	<a href="#">Saifuddin Dossaji</a>	 <a href="#">Kenya</a>	<a href="#">University of Nairobi</a>	<a href="#">Natural Sciences / Biological Science</a> Plant Natural Products	21	11	0.524	31	16	0.516	1201	397	0.331
7	162	4140	313405	<a href="#">Walter Jura</a>	 <a href="#">Kenya</a>	<a href="#">Maseno University</a>	<a href="#">Medical and Health Sciences / Veterinary Sciences</a> Medical & Veterinary Parasitology Malaria	21	10	0.476	28	11	0.393	1001	365	0.365
66	163	4160	314234	<a href="#">Stephen Gichuhi</a>	 <a href="#">Kenya</a>	<a href="#">University of Nairobi</a>	<a href="#">Medical and Health Sciences / Ophthalmology</a> Ophthalmology	20	17	0.850	29	24	0.828	4832	4392	0.909


AD Scientific Index - 2022 Kenya Top 1.000 Scientists								H INDEX			i10 INDEX			CITATION		
University	Country	Region	World	Name	Country	University	Subject	Total	Last 5 year	Last 5 year / total	Total	Last 5 year	Last 5 year / total	Total	Last 5 year	Last 5 year / total
67	164	4162	314609	<a href="#">John Kokwaro</a>	 Kenya	<a href="#">University of Nairobi</a>	<a href="#">Natural Sciences / Biological Science</a> Plant taxonomy	20	12	0.600	32	15	0.469	4004	1049	0.262
1	165	4169	315707	<a href="#">John S. Akama</a>	 Kenya	<a href="#">Kisii University</a>	<a href="#">Natural Sciences / Biological Science</a> Planning Wildlife Management Tourism Management African Development Culture	20	14	0.700	25	19	0.760	2980	1125	0.378
1	166	4194	317795	<a href="#">Joseph K Rotich, Mba</a>	 Kenya	<a href="#">Laikipia University</a>	<a href="#">Medical and Health Sciences / Epidemiology and Public Health</a> Modelling Public Health Biostatistics and Informatics	20	13	0.650	23	16	0.696	2281	663	0.291
68	167	4230	320096	<a href="#">Peter Kimuyu</a>	 Kenya	<a href="#">University of Nairobi</a>	<a href="#">Economics &amp; Econometrics / Economics</a> Resource and industrial economics moral issues pertaining to economics	20	13	0.650	39	16	0.410	1939	840	0.433
3	168	4232	320208	<a href="#">Japhet Kithinji Magambo</a>	 Kenya	<a href="#">Meru University of Science &amp; Technology</a>	<a href="#">Medical and Health Sciences / Parasitology</a> Parasitology Zoonoses Epidemiology	20	17	0.850	28	20	0.714	1930	1219	0.632
6	169	4252	321273	<a href="#">Jimmy Pittchar</a>	 Kenya	<a href="#">International Centre of Insect Physiology and Ecology</a>	<a href="#">Research Scientist, International Centre of Insect Physiology and Ecology</a> Interfacing natural and social science research technology development and diffusion impact pathways sustainable intensification	20	18	0.900	25	23	0.920	1827	1362	0.745
69	170	4255	321650	<a href="#">Aggrey Wasunna</a>	 Kenya	<a href="#">University of Nairobi</a>	<a href="#">Medical and Health Sciences / Neonatology</a> Neonatology	20	15	0.750	25	17	0.680	1794	686	0.382
7	171	4274	322854	<a href="#">Fathiya Khamis</a>	 Kenya	<a href="#">International Centre of Insect Physiology and Ecology</a>	<a href="#">International Centre of Insect Physiology and Ecology</a> Plant Health	20	18	0.900	49	47	0.959	1706	1417	0.831
12	172	4283	323142	<a href="#">Ngugi Mathew Piero</a>	 Kenya	<a href="#">Kenyatta University</a>	<a href="#">Medical and Health Sciences / Biochemistry</a> RNA interference Molecular Biology Biochemistry and Natural product research	20	17	0.850	57	46	0.807	1686	1356	0.804
12	173	4297	323775	<a href="#">Willis O Owino</a>	 Kenya	<a href="#">Jomo Kenyatta University of Agriculture and Technology</a>	<a href="#">Engineering &amp; Technology / Food Science and Engineering</a> Food & Nutrition Sciences Postharvest Biology & Technology	20	18	0.900	41	36	0.878	1646	1060	0.644
70	174	4298	323826	<a href="#">Godfrey Lule</a>	 Kenya	<a href="#">University of Nairobi</a>	<a href="#">Medical and Health Sciences / Infectious Diseases</a> infectious diseases/ Gastroenterology	20	10	0.500	35	12	0.343	1644	299	0.182
13	175	4304	324011	<a href="#">Mathew Piero Ngugi</a>	 Kenya	<a href="#">Kenyatta University</a>	<a href="#">Medical and Health Sciences / Biochemistry</a> Biochemistry Biotechnology Natural product research and Forensic Science	20	17	0.850	55	45	0.818	1632	1316	0.806
82	176	4368	327133	<a href="#">Philip Kitala</a>	 Kenya	<a href="#">University of Nairobi</a>	<a href="#">Medical and Health Sciences / Epidemiology and Public Health</a> epidemiology of infectious diseases public health one health	20	18	0.900	30	24	0.800	1465	838	0.572
15	177	4369	327137	<a href="#">Keriko Joseph Mungai</a>	 Kenya	<a href="#">Jomo Kenyatta University of Agriculture and Technology</a>	<a href="#">Natural Sciences / Chemical Sciences</a> Organic Chemistry Natural Products Marine Chemistry Green Chemistry	20	16	0.800	27	22	0.815	1465	745	0.509

AD Scientific Index - 2022 Kenya Top 1.000 Scientists								H INDEX			i10 INDEX			CITATION		
University	Country	Region	World	Name	Country	University	Subject	Total	Last 5 year	Last 5 year / total	Total	Last 5 year	Last 5 year / total	Total	Last 5 year	Last 5 year / total
17	178	4377	327757	<a href="#">Agnes Njeru</a>	 Kenya	<a href="#">Jomo Kenyatta University of Agriculture and Technology</a>	<a href="#">Economics &amp; Econometrics / Accounting &amp; Finance</a> Financia management Entrepreneurship Investment and Portofolio management	20	18	0.900	36	33	0.917	1435	1288	0.898
13	179	4396	328343	<a href="#">Simon Muturi Karanja</a>	 Kenya	<a href="#">Jomo Kenyatta University of Agriculture and Technology</a>	<a href="#">Medical and Health Sciences / Pharmacy &amp; Pharmaceutical Sciences</a> Epidemiology Immunology and Pharmacology	20	17	0.850	39	33	0.846	1408	1021	0.725
71	180	4404	328723	<a href="#">George N. Chemining'wa</a>	 Kenya	<a href="#">University of Nairobi</a>	<a href="#">Agriculture &amp; Forestry / Agriculture</a> crop management cropping systems nutrient management	20	15	0.750	34	28	0.824	1392	909	0.653
72	181	4423	329421	<a href="#">Francis Mwega</a>	 Kenya	<a href="#">University of Nairobi</a>	<a href="#">Economics &amp; Econometrics / Economics</a> Macroeconomics	20	12	0.600	30	15	0.500	1364	466	0.342
11	182	4437	329989	<a href="#">Jeremiah Kiplagat</a>	 Kenya	<a href="#">Kenyatta University</a>	<a href="#">Engineering &amp; Technology / Energy Engineering</a> Renewable energy Energy management Energy Policy Solar cooling	20	16	0.800	24	20	0.833	1341	854	0.637
73	183	4462	330706	<a href="#">David Odongo</a>	 Kenya	<a href="#">University of Nairobi</a>	<a href="#">Medical and Health Sciences / Parasitology</a> Immunology Parasitology Zoonotic infections	20	17	0.850	35	31	0.886	1308	735	0.562
74	184	4489	331558	<a href="#">Florence Olubayo</a>	 Kenya	<a href="#">University of Nairobi</a>	<a href="#">Agriculture &amp; Forestry / Agriculture</a> Agricultural Entomology integrated pest management Crop Protetion	20	13	0.650	41	27	0.659	1269	758	0.597
75	185	4506	332178	<a href="#">William Ogara</a>	 Kenya	<a href="#">University of Nairobi</a>	<a href="#">Medical and Health Sciences / Epidemiology and Public Health</a> Animal Health Wildlife Heath Meat Quality Control Environmnet and Foo	20	16	0.800	30	25	0.833	1241	685	0.552
3	186	4558	333610	<a href="#">Stephen G Agong</a>	 Kenya	<a href="#">Jaramogi Oginga Odinga University of Science &amp; Technology (Bondo University College)</a>	<a href="#">Agriculture &amp; Forestry / Horticulture</a> horticulture	20	13	0.650	34	17	0.500	1171	547	0.467
1	187	4563	333812	<a href="#">Ongera Gilbert</a>	 Kenya	<a href="#">University of Kabianga</a>	<a href="#">Natural Sciences / Chemical Sciences</a> Chemical sensors Nanochemistry First interest Second interest	20	14	0.700	23	18	0.783	1161	427	0.368
77	188	4598	334705	<a href="#">Stephen M Mureithi</a>	 Kenya	<a href="#">University of Nairobi</a>	<a href="#">Natural Sciences / Biological Science</a> Restoration ecology Land and water management Rangeland Management Watershed management	20	17	0.850	27	27	1.000	1107	831	0.751
5	189	4644	335761	<a href="#">Titus I. Kanui</a>	 Kenya	<a href="#">South Eastern Kenya University</a>	<a href="#">Medical and Health Sciences / Pharmacy &amp; Pharmaceutical Sciences</a> Animal Science Neurophysiology Neuropharmacology Ethnomedicine	20	10	0.500	31	13	0.419	1019	425	0.417
8	190	4686	337444	<a href="#">Otieno Walter</a>	 Kenya	<a href="#">Maseno University</a>	<a href="#">Medical and Health Sciences / Infectious Diseases</a> malaria vaccines drugs and epidemiology sickle cell pathogenesis and management childhood haemato-oncology neonatal medicine and general paediatrics	19	16	0.842	27	22	0.815	3866	2220	0.574

AD Scientific Index - 2022 Kenya Top 1.000 Scientists								H INDEX			i10 INDEX			CITATION		
University	Country	Region	World	Name	Country	University	Subject	Total	Last 5 year	Last 5 year / total	Total	Last 5 year	Last 5 year / total	Total	Last 5 year	Last 5 year / total
78	191	4719	340948	<a href="#">Maggie Opondo</a>	 Kenya	<a href="#">University of Nairobi</a>	<a href="#">Engineering &amp; Technology / Environmental Science &amp; Engineering</a> Climate change gender global value chains transdisciplinary research	19	15	0.789	27	18	0.667	2098	1178	0.561
79	192	4747	342544	<a href="#">SM Bhatt</a>	 Kenya	<a href="#">University of Nairobi</a>	<a href="#">Medical and Health Sciences / Infectious Diseases</a> tropical medicine	19	6	0.316	22	4	0.182	1873	141	0.075
80	193	4810	345453	<a href="#">Josiah Aduda</a>	 Kenya	<a href="#">University of Nairobi</a>	<a href="#">Economics &amp; Econometrics / Accounting &amp; Finance</a> Finance	19	17	0.895	22	21	0.955	1613	1193	0.740
81	194	4824	346477	<a href="#">Mark L Chindia</a>	 Kenya	<a href="#">University of Nairobi</a>	<a href="#">Medical and Health Sciences / Dentistry</a> Oncology surgery Bacterial infections	19	12	0.632	43	16	0.372	1546	531	0.343
14	195	4828	346623	<a href="#">Anthony Gachanja</a>	 Kenya	<a href="#">Jomo Kenyatta University of Agriculture and Technology</a>	<a href="#">Natural Sciences / Chemical Sciences</a> analytical chemistry environment analytical instruments chromatography	19	15	0.789	32	22	0.688	1537	954	0.621
83	196	4863	348416	<a href="#">Paul Kimani</a>	 Kenya	<a href="#">University of Nairobi</a>	<a href="#">Medical and Health Sciences / Medical Genetics</a> Genetics Plant Breeding Seed Science and Technology	19	11	0.579	37	14	0.378	1448	683	0.472
16	197	4866	348482	<a href="#">John Kinyuru</a>	 Kenya	<a href="#">Jomo Kenyatta University of Agriculture and Technology</a>	<a href="#">Engineering &amp; Technology / Food Science and Engineering</a> Food Technology Food & Nutrition Security Insects as food and feed Entomophagy	19	19	1.000	32	31	0.969	1445	1272	0.880
15	198	4868	348523	<a href="#">Nicholas Korir</a>	 Kenya	<a href="#">Kenyatta University</a>	<a href="#">Agriculture &amp; Forestry / Agriculture</a> Horticulture Biotechnology Epigenetics Physiology	19	16	0.842	31	27	0.871	1443	790	0.547
8	199	4894	349429	<a href="#">Saliou Niassy</a>	 Kenya	<a href="#">International Centre of Insect Physiology and Ecology</a>	<a href="#">International Centre of Insect Physiology and Ecology</a> Technology Transfer	19	19	1.000	38	35	0.921	1402	1280	0.913
84	200	4929	350462	<a href="#">CF Otieno</a>	 Kenya	<a href="#">University of Nairobi</a>	<a href="#">Medical and Health Sciences / Endocrinology and Metabolism</a> Diabetes Endocrinology HIV medicine	19	14	0.737	25	18	0.720	1358	776	0.571
10	201	4930	350475	<a href="#">Samira Mohamed</a>	 Kenya	<a href="#">International Centre of Insect Physiology and Ecology</a>	<a href="#">icipe</a> Biological control and IPM	19	19	1.000	36	34	0.944	1357	1235	0.910
1	202	4931	350499	<a href="#">Grace Adira Murilla</a>	 Kenya	<a href="#">KAG East University</a>	<a href="#">Medical and Health Sciences / Biochemistry</a> Neglected Tropical Diseases Drugs R&D Biochemistry & Molecular Biology safety toxicology environmental pharmacology & toxico	19	13	0.684	38	21	0.553	1356	647	0.477
85	203	4937	350602	<a href="#">Agnès Muthumbi</a>	 Kenya	<a href="#">University of Nairobi</a>	<a href="#">Natural Sciences / Biological Science</a> Aquatic Biology Marine Biology Marine Biodiversity	19	13	0.684	24	16	0.667	1353	584	0.432
86	204	4966	351719	<a href="#">Samuel Owuor</a>	 Kenya	<a href="#">University of Nairobi</a>	<a href="#">Natural Sciences / Geography</a> Urban Geography Urban Development Urban Governance and Management Urban Poverty Urban Livelihoods and Urban Food Security	19	12	0.632	31	23	0.742	1309	560	0.428

AD Scientific Index - 2022 Kenya Top 1.000 Scientists								H INDEX			i10 INDEX			CITATION		
University	Country	Region	World	Name	Country	University	Subject	Total	Last 5 year	Last 5 year / total	Total	Last 5 year	Last 5 year / total	Total	Last 5 year	Last 5 year / total
18	205	4991	352731	<a href="#">Mary Abukutsa Onyango</a>	 Kenya	<a href="#">Jomo Kenyatta University of Agriculture and Technology</a>	<a href="#">Agriculture &amp; Forestry / Horticulture</a> Agricultural Biodiversity Food security Horticulture Community Development	19	16	0.842	29	23	0.793	1273	763	0.599
87	206	4997	352964	<a href="#">George Ong'amo</a>	 Kenya	<a href="#">University of Nairobi</a>	<a href="#">Natural Sciences / Biological Science</a> Insect Ecology	19	16	0.842	32	24	0.750	1264	913	0.722
13	207	5017	353501	<a href="#">Kirtika Patel</a>	 Kenya	<a href="#">Moi University</a>	<a href="#">Medical and Health Sciences / Immunology</a> Immunology Oncology Biobanking and Genetics	19	12	0.632	23	14	0.609	1245	502	0.403
88	208	5080	355752	<a href="#">Aboge Gabriel</a>	 Kenya	<a href="#">University of Nairobi</a>	<a href="#">Medical and Health Sciences / Pharmacy &amp; Pharmaceutical Sciences</a> Molecular pharmacology & Toxicology molecular diagnostics and basic biotechnology. Drug and chemical residues analysis	19	13	0.684	40	22	0.550	1163	577	0.496
19	209	5085	355852	<a href="#">Fredrick Eyase</a>	 Kenya	<a href="#">Jomo Kenyatta University of Agriculture and Technology</a>	<a href="#">Medical and Health Sciences / Pharmacy &amp; Pharmaceutical Sciences</a> Biotechnology Medical Research Microbial drug resistance Drug Discovery	19	16	0.842	23	20	0.870	1160	754	0.650
14	210	5102	356161	<a href="#">Abraham Siika</a>	 Kenya	<a href="#">Moi University</a>	<a href="#">Medical and Health Sciences / Internal Medicine</a> Internal Medicine	19	14	0.737	27	18	0.667	1148	663	0.578
6	211	5113	356474	<a href="#">Geoffrey Muluvi</a>	 Kenya	<a href="#">South Eastern Kenya University</a>	<a href="#">Medical and Health Sciences / Molecular Biology</a> use of molecular markers in population genetics molecular ecology biotechnology	19	13	0.684	26	16	0.615	1136	439	0.386
20	212	5119	356656	<a href="#">Fredrick Eyase</a>	 Kenya	<a href="#">Jomo Kenyatta University of Agriculture and Technology</a>	<a href="#">Jomo Kenyatta University Of Agriculture and Technology</a> Biotechnology Medical research Microbial drug resistance Drug Discovery	19	15	0.789	23	20	0.870	1129	727	0.644
89	213	5150	357496	<a href="#">Martin Ogutu</a>	 Kenya	<a href="#">University of Nairobi</a>	<a href="#">Business &amp; Management / Strategic Management</a> Management	19	15	0.789	29	24	0.828	1096	776	0.708
98	214	5160	357901	<a href="#">Paul Kanyari</a>	 Kenya	<a href="#">University of Nairobi</a>	<a href="#">Medical and Health Sciences / Veterinary Sciences</a> Parasites and Livestock Health Zoonoses urban zoos pastoralism	19	11	0.579	32	14	0.438	1078	439	0.407
16	215	5176	358342	<a href="#">John Maingi</a>	 Kenya	<a href="#">Kenyatta University</a>	<a href="#">Medical and Health Sciences / Biochemistry</a> Bacteriology Environmental Microbiology BNF Molecular Biology	19	17	0.895	28	26	0.929	1059	821	0.775
11	216	5191	358630	<a href="#">Komivi Senyo Akutse</a>	 Kenya	<a href="#">International Centre of Insect Physiology and Ecology</a>	<a href="#">International Centre of Insect Physiology and Ecology - ICIPE</a> Entomology and Arthropod Pathology	19	10	0.526	33	12	0.364	1046	383	0.366
21	217	5199	359040	<a href="#">Em Kahangi</a>	 Kenya	<a href="#">Jomo Kenyatta University of Agriculture and Technology</a>	<a href="#">Agriculture &amp; Forestry / Horticulture</a> In Vitro Propagation of horticultural plants especially bananas Olericulture (Physiology) Biocontrol Technology Dissemination	19	13	0.684	28	19	0.679	1027	553	0.538
90	218	5273	360792	<a href="#">Jackson Ombui</a>	 Kenya	<a href="#">University of Nairobi</a>	<a href="#">Medical and Health Sciences / Veterinary Sciences</a> Veterinary Public Health Food hygiene antimicrobial resistance	19	13	0.684	28	18	0.643	914	459	0.502












AD Scientific Index - 2022 Kenya Top 1.000 Scientists								H INDEX			i10 INDEX			CITATION		
University	Country	Region	World	Name	Country	University	Subject	Total	Last 5 year	Last 5 year / total	Total	Last 5 year	Last 5 year / total	Total	Last 5 year	Last 5 year / total
12	219	5326	362365	<a href="#">David P Tchouassi</a>	 Kenya	<a href="#">International Centre of Insect Physiology and Ecology</a>	<a href="#">International Centre of Insect Physiology and Ecology</a> Vector Ecology	18	8	0.444	25	8	0.320	4188	630	0.150
2	220	5339	364110	<a href="#">Sammy Wambua</a>	 Kenya	<a href="#">Pwani University</a>	<a href="#">Medical and Health Sciences / Molecular Biology</a> Molecular biology Genetics Bioinformatics Genomics	18	13	0.722	22	16	0.727	2493	927	0.372
3	221	5342	364257	<a href="#">Andrew Wamukota</a>	 Kenya	<a href="#">Pwani University</a>	<a href="#">Agriculture &amp; Forestry / Fisheries</a> Fisheries economics socioeconomics resource economics	18	17	0.944	21	19	0.905	2435	1361	0.559
9	222	5362	365575	<a href="#">John Collins Onyango</a>	 Kenya	<a href="#">Maseno University</a>	<a href="#">Natural Sciences / Biological Science</a> Plant Physiology Conservation Biology Rice Production	18	15	0.833	26	22	0.846	2050	1063	0.519
15	223	5376	366628	<a href="#">Hillary Mabeya</a>	 Kenya	<a href="#">Moi University</a>	<a href="#">Medical and Health Sciences / Obstetrics and Gynecology</a> Obstetrics Gynecology cervical cancer prevention obstetric fistula charity work	18	15	0.833	23	19	0.826	1874	1499	0.800
91	224	5383	366823	<a href="#">Florence Mutua</a>	 Kenya	<a href="#">University of Nairobi</a>	<a href="#">Medical and Health Sciences / Veterinary Sciences</a> epidemiology pig health food safety	18	15	0.833	26	25	0.962	1845	1317	0.714
92	225	5428	370124	<a href="#">Mercy Muthoni Mugambi</a>	 Kenya	<a href="#">University of Nairobi</a>	<a href="#">Education / Education</a> Education and planning	18	10	0.556	23	10	0.435	1531	252	0.165
16	226	5429	370152	<a href="#">Yashon O. Ouma</a>	 Kenya	<a href="#">Moi University</a>	<a href="#">Engineering &amp; Technology / Earth Sciences</a> Engineering Surveying Satellite Remote Sensing Applied Artificial Intelligence Photogrammetry Hydroinformatics	18	15	0.833	25	20	0.800	1529	1047	0.685
93	227	5435	370427	<a href="#">Evans Aosa</a>	 Kenya	<a href="#">University of Nairobi</a>	<a href="#">Business &amp; Management / Strategic Management</a> Strategic Management	18	12	0.667	24	15	0.625	1511	643	0.426
94	228	5456	371149	<a href="#">Gaudensia Mutua</a>	 Kenya	<a href="#">University of Nairobi</a>	<a href="#">Medical and Health Sciences / Medicine</a> HIV	18	15	0.833	20	17	0.850	1469	892	0.607
95	229	5479	372309	<a href="#">John Mmari Onyari</a>	 Kenya	<a href="#">University of Nairobi</a>	<a href="#">Engineering &amp; Technology / Energy Engineering</a> biodegradable polymers Green environmental technologies Material science Adsorbents for water and effluent treatments Marine	18	14	0.778	31	15	0.484	1406	766	0.545
96	230	5489	372771	<a href="#">Isaac Macharia</a>	 Kenya	<a href="#">University of Nairobi</a>	<a href="#">Medical and Health Sciences / Otorhinolaryngology</a> otology Rhinology Head and Neck Surgery	18	16	0.889	22	18	0.818	1382	854	0.618
17	231	5568	376045	<a href="#">Maina Mwangi</a>	 Kenya	<a href="#">Kenyatta University</a>	<a href="#">Agriculture &amp; Forestry / Plant Science</a> Microbiology Plant pathology IPM	18	14	0.778	28	21	0.750	1245	669	0.537
22	232	5612	377529	<a href="#">Stephen Kimani</a>	 Kenya	<a href="#">Jomo Kenyatta University of Agriculture and Technology</a>	<a href="#">Engineering &amp; Technology / Computer Science</a> Human Computer Interaction Information visualization	18	11	0.611	29	12	0.414	1191	553	0.464
97	233	5650	378755	<a href="#">Wambui Kogi-Makau</a>	 Kenya	<a href="#">University of Nairobi</a>	<a href="#">Medical and Health Sciences / Health Sciences</a> Community Nutrition Research Maternal and Newborn Health	18	14	0.778	28	19	0.679	1151	706	0.613
120	234	5744	381508	<a href="#">Nyaga PN</a>	 Kenya	<a href="#">University of Nairobi</a>	<a href="#">Medical and Health Sciences / Virology</a> Virology avian diseases epidemiology disease pathogenesis	18	12	0.667	38	19	0.500	1061	459	0.433

AD Scientific Index - 2022 Kenya Top 1.000 Scientists								H INDEX			i10 INDEX			CITATION		
University	Country	Region	World	Name	Country	University	Subject	Total	Last 5 year	Last 5 year / total	Total	Last 5 year	Last 5 year / total	Total	Last 5 year	Last 5 year / total
4	235	5745	381528	<a href="#">Adrian Wekulo Mukhebi</a>	 Kenya	<a href="#">Jaramogi Oginga Odinga University of Science &amp; Technology (Bondo University College)</a>	<a href="#">Agriculture &amp; Forestry / Agricultural Economics</a> Agricultural Economics Agricultural Marketing Agricultural Policy	18	8	0.444	25	6	0.240	1061	218	0.205
23	236	5768	382090	<a href="#">Bichanga W Okibo</a>	 Kenya	<a href="#">Jomo Kenyatta University of Agriculture and Technology</a>	<a href="#">Business &amp; Management / Strategic Management</a> Strategic Management	18	15	0.833	30	25	0.833	1043	812	0.779
18	237	5786	382620	<a href="#">Madoyi Brian</a>	 Kenya	<a href="#">Kenyatta University</a>	<a href="#">Social Sciences / Library and Information Science</a>	18	12	0.667	32	14	0.438	1026	396	0.386
10	238	5829	383812	<a href="#">Erick Ogello</a>	 Kenya	<a href="#">Maseno University</a>	<a href="#">Agriculture &amp; Forestry / Fisheries</a> Aquaculture Fisheries Aquatic ecology Environmental sciences biofloc technology	18	16	0.889	25	22	0.880	986	849	0.861
99	239	5854	384364	<a href="#">Francis Mulaa</a>	 Kenya	<a href="#">University of Nairobi</a>	<a href="#">Medical and Health Sciences / Biochemistry</a> Biochemistry	18	10	0.556	21	13	0.619	967	395	0.408
24	240	5860	384686	<a href="#">Samuel Imathiu</a>	 Kenya	<a href="#">Jomo Kenyatta University of Agriculture and Technology</a>	<a href="#">Engineering &amp; Technology / Food Science and Engineering</a> Food Safety Food Technology Food Security	18	17	0.944	23	22	0.957	956	789	0.825
17	241	5887	385619	<a href="#">Jemima Hoine</a>	 Kenya	<a href="#">Moi University</a>	<a href="#">Medical and Health Sciences / Endocrinology and Metabolism</a> Endocrinology NCDs implementation research	18	18	1.000	26	24	0.923	921	816	0.886
13	242	5896	385753	<a href="#">Chrysantus Tanga</a>	 Kenya	<a href="#">International Centre of Insect Physiology and Ecology</a>	<a href="#">International Centre of Insect Physiology and ecology</a> Entomology	18	13	0.722	22	15	0.682	916	331	0.361
2	243	5947	387103	<a href="#">Zachary Getenga</a>	 Kenya	<a href="#">Machakos University</a>	<a href="#">Natural Sciences / Chemical Sciences</a> Environmental chemistry degradation of pesticides bioremediation	18	13	0.722	23	18	0.783	855	479	0.560
14	244	5951	387149	<a href="#">Tadele Tefera</a>	 Kenya	<a href="#">International Centre of Insect Physiology and Ecology</a>	<a href="#">international centre of insect physiology</a> general	18	12	0.667	20	13	0.650	852	284	0.333
128	245	5956	387251	<a href="#">George Ooko Abong</a>	 Kenya	<a href="#">University of Nairobi</a>	<a href="#">Engineering &amp; Technology / Food Science and Engineering</a> Food chemistry and safety Value addition and post harvest management	18	16	0.889	32	29	0.906	845	679	0.804
132	246	5992	388267	<a href="#">Joshua Amimo</a>	 Kenya	<a href="#">University of Nairobi</a>	<a href="#">Medical and Health Sciences / Veterinary Sciences</a> Animal Genetics and Breeding Genetics of infectious diseases Molecular epidemiology	18	16	0.889	21	18	0.857	756	574	0.759
100	247	6010	388818	<a href="#">Paul Kamau</a>	 Kenya	<a href="#">University of Nairobi</a>	<a href="#">Economics &amp; Econometrics / Economics</a> Development Economics Trade Entrepreneurship and Governance	17	10	0.588	24	12	0.500	7778	4030	0.518







AD Scientific Index - 2022 Kenya Top 1.000 Scientists								H INDEX			i10 INDEX			CITATION		
University	Country	Region	World	Name	Country	University	Subject	Total	Last 5 year	Last 5 year / total	Total	Last 5 year	Last 5 year / total	Total	Last 5 year	Last 5 year / total
14	248	6012	388966	<a href="#">Sangram Kishor Patel</a>	 Kenya	<a href="#">Population Council</a>	<a href="#">Technical Lead and Senior Evaluation and Research Specialist</a> Community-based Interventions Gender RMNCH+A Burden of Diseases Climate Change Adaptation	17	16	0.941	23	21	0.913	5796	5692	0.982
26	249	6041	391883	<a href="#">Walter Njoroge</a>	 Kenya	<a href="#">Kenyatta University</a>	<a href="#">Natural Sciences / Physics</a> Nanotechnology Photovoltaics Thin film Technology: Phase Change Materials	17	12	0.706	21	16	0.762	2079	711	0.342
101	250	6048	392313	<a href="#">Ogendo Hastings Okoth</a>	 Kenya	<a href="#">University of Nairobi</a>	<a href="#">Law / Law and Legal Studies</a> Human Rights Land Policies Climate Change	17	10	0.588	29	10	0.345	1979	442	0.223
19	251	6055	392656	<a href="#">Michael Boit</a>	 Kenya	<a href="#">Kenyatta University</a>	<a href="#">Medical and Health Sciences / Sport Science</a> Exercise Science Sports Nutrition Fitness and Wellness & Sports Sociology	17	16	0.941	21	19	0.905	1911	742	0.388
102	252	6056	392782	<a href="#">Joel W. Ochieng</a>	 Kenya	<a href="#">University of Nairobi</a>	<a href="#">Agriculture &amp; Forestry / Agriculture</a> Molecular evolution Population genetics Conservation Biology Biotechnology	17	11	0.647	23	15	0.652	1887	677	0.359
103	253	6059	393101	<a href="#">Alfred Osoti</a>	 Kenya	<a href="#">University of Nairobi</a>	<a href="#">Medical and Health Sciences / Obstetrics and Gynecology</a> Obstetrics Gynecology Maternal Fetal Medicine Epidemiology PMTCT	17	16	0.941	23	22	0.957	1833	1686	0.920
104	254	6070	393948	<a href="#">Nilesh Patel</a>	 Kenya	<a href="#">University of Nairobi</a>	<a href="#">Medical and Health Sciences / Physiology</a> Behavioral Neuroscience	17	11	0.647	24	11	0.458	1712	560	0.327
105	255	6076	394404	<a href="#">Symon Guthua</a>	 Kenya	<a href="#">University of Nairobi</a>	<a href="#">Medical and Health Sciences / Dentistry</a> Surgery Trauma and Reconstruction	17	10	0.588	24	10	0.417	1659	366	0.221
7	256	6081	394684	<a href="#">Evans Amukoye</a>	 Kenya	<a href="#">Kenya Medical Research Institute</a>	<a href="#">Chief research officer, Kenya Medical research institute</a> peadiatric respiratory health system	17	12	0.706	27	12	0.444	1628	719	0.442
11	257	6102	395881	<a href="#">Fredrick Wanyama</a>	 Kenya	<a href="#">Maseno University</a>	<a href="#">Social Sciences / Political Science</a> Comparative Politics Development Politics Political Science	17	13	0.765	23	14	0.609	1514	792	0.523
20	258	6121	396928	<a href="#">James Kung u</a>	 Kenya	<a href="#">Kenyatta University</a>	<a href="#">Agriculture &amp; Forestry / Forestry</a> Agroforestry Climate change silviculture Soil fertility green agriculture	17	14	0.824	31	18	0.581	1438	847	0.589
1	259	6123	397117	<a href="#">Henry Okola Nyongesa</a>	 Kenya	<a href="#">Dedan Kimathi University of Technology (Kimathi University College of Technology)</a>	<a href="#">Engineering &amp; Technology / Computer Science</a> Machine Learning Intelligent Systems Data Analytics	17	11	0.647	26	11	0.423	1426	358	0.251
15	260	6141	398136	<a href="#">Arupendra Mozumdar</a>	 Kenya	<a href="#">Population Council</a>	<a href="#">Population Council, New Delhi, India</a> Biological Anthropology Reproductive Health Cardiovascular Health Locomotor Disability	17	13	0.765	23	18	0.783	1363	779	0.572
106	261	6165	399082	<a href="#">Lucy Irungu</a>	 Kenya	<a href="#">University of Nairobi</a>	<a href="#">Medical and Health Sciences / Parasitology</a> Neglected tropical diseases vector biology and control malaria integrated pest management	17	15	0.882	26	17	0.654	1311	545	0.416
107	262	6172	399434	<a href="#">Peter K'obonyo</a>	 Kenya	<a href="#">University of Nairobi</a>	<a href="#">Business &amp; Management / Strategic Management</a> Management	17	14	0.824	27	20	0.741	1295	950	0.734





AD Scientific Index - 2022 Kenya Top 1.000 Scientists								H INDEX			i10 INDEX			CITATION		
University	Country	Region	World	Name	Country	University	Subject	Total	Last 5 year	Last 5 year / total	Total	Last 5 year	Last 5 year / total	Total	Last 5 year	Last 5 year / total
108	263	6188	400007	<a href="#">Gakuya DW</a>	 <a href="#">Kenya</a>	<a href="#">University of Nairobi</a>	<a href="#">Medical and Health Sciences / Veterinary Sciences</a> Veterinary Internal Medicine	17	16	0.941	24	22	0.917	1269	829	0.653
18	264	6202	400508	<a href="#">Emmanuel Chessum Kipkorir</a>	 <a href="#">Kenya</a>	<a href="#">Moi University</a>	<a href="#">Engineering &amp; Technology / Environmental Science &amp; Engineering</a> Water Resources Engineering Irrigation Water Management	17	14	0.824	21	16	0.762	1248	625	0.501
109	265	6205	400555	<a href="#">Joyce Olenja</a>	 <a href="#">Kenya</a>	<a href="#">University of Nairobi</a>	<a href="#">Medical and Health Sciences / Epidemiology and Public Health</a> Medical Anthropology	17	12	0.706	20	14	0.700	1246	581	0.466
110	266	6214	401186	<a href="#">Moses Nyangito</a>	 <a href="#">Kenya</a>	<a href="#">University of Nairobi</a>	<a href="#">Medical and Health Sciences / Veterinary Sciences</a> Animal Resource Ecology Ecology and Dryland Resource Management Environmental and Livelihood securities	17	14	0.824	30	22	0.733	1221	855	0.700
2	267	6219	401407	<a href="#">JM Kihoro</a>	 <a href="#">Kenya</a>	<a href="#">Co-operative University of Kenya</a>	<a href="#">Engineering &amp; Technology / Computer Science</a> Time series forecasting Missing data Imputation Neural Networks Data management and Analysis E-learning and ICT Automation	17	15	0.882	31	29	0.935	1212	971	0.801
1	268	6222	401491	<a href="#">Livingstone Luboobi</a>	 <a href="#">Kenya</a>	<a href="#">Strathmore University Nairobi</a>	<a href="#">Natural Sciences / Mathematics</a> Mathematical Epidemiology Mathematical Ecology	17	14	0.824	45	31	0.689	1209	802	0.663
5	269	6231	401825	<a href="#">Monica Ayieko</a>	 <a href="#">Kenya</a>	<a href="#">Jaramogi Oginga Odinga University of Science &amp; Technology (Bondo University College)</a>	<a href="#">Engineering &amp; Technology / Food Science and Engineering</a> Food Security Insect for Food and Feed Gender and Household Studies	17	14	0.824	25	19	0.760	1197	861	0.719
140	270	6237	401934	<a href="#">Charles Nzioka</a>	 <a href="#">Kenya</a>	<a href="#">University of Nairobi</a>	<a href="#">Social Sciences / Sociology</a> Medical Sociology Sociology of Development Qualitative Research Methods HIV/AIDS Project Evaluation	17	10	0.588	24	10	0.417	1193	289	0.242
111	271	6242	402217	<a href="#">Isaac Kibwage</a>	 <a href="#">Kenya</a>	<a href="#">University of Nairobi</a>	<a href="#">Medical and Health Sciences / Pharmacy &amp; Pharmaceutical Sciences</a> Pharmaceutical Analysis Medicinal Chemistry Quality Control of Medicines Phytochemistry.	17	11	0.647	29	11	0.379	1182	460	0.389
114	272	6244	402286	<a href="#">Douglas W. Miano</a>	 <a href="#">Kenya</a>	<a href="#">University of Nairobi</a>	<a href="#">Natural Sciences / Biological Science</a> Plant virology Plant Biotechnology Molecular Biology	17	14	0.824	22	19	0.864	1180	787	0.667
112	273	6253	402477	<a href="#">Madara Ogot</a>	 <a href="#">Kenya</a>	<a href="#">University of Nairobi</a>	<a href="#">Business &amp; Management / Strategic Management</a> Engineering Design Stochastic Optimization Vehicle Transport Strategic Management Entrepreneurship	17	10	0.588	28	12	0.429	1173	399	0.340
113	274	6254	402600	<a href="#">Ezekiel Wafula</a>	 <a href="#">Kenya</a>	<a href="#">University of Nairobi</a>	<a href="#">Medical and Health Sciences / Pediatrics and Child Health</a> Paediatrics and Child Health	17	8	0.471	22	7	0.318	1168	195	0.167
21	275	6258	402682	<a href="#">Judith Kimiywe</a>	 <a href="#">Kenya</a>	<a href="#">Kenyatta University</a>	<a href="#">Engineering &amp; Technology / Food Science and Engineering</a> DIETARY PRACTICES FOR VULNERABLE GROUPS	17	14	0.824	23	18	0.783	1165	933	0.801
22	276	6268	402983	<a href="#">Fatuma Chege</a>	 <a href="#">Kenya</a>	<a href="#">Kenyatta University</a>	<a href="#">Education / Education</a> Gender and Education HIV/AIDS and Sexuality Education Education and Poverty Eradication Gender-based Violence Youth and Citi	17	11	0.647	22	12	0.545	1154	489	0.424









AD Scientific Index - 2022 Kenya Top 1.000 Scientists								H INDEX			i10 INDEX			CITATION		
University	Country	Region	World	Name	Country	University	Subject	Total	Last 5 year	Last 5 year / total	Total	Last 5 year	Last 5 year / total	Total	Last 5 year	Last 5 year / total
19	277	6286	403395	<a href="#">Justus Wamukoya</a>	 Kenya	<a href="#">Moi University</a>	<a href="#">Social Sciences / Library and Information Science</a>	17	12	0.706	22	15	0.682	1140	573	0.503
115	278	6289	403512	<a href="#">Mitema ES</a>	 Kenya	<a href="#">University of Nairobi</a>	<a href="#">Medical and Health Sciences / Veterinary Sciences</a> Pharmacology Veterinary Medicine Antibacterial Therapy Food Safety Toxicology	17	11	0.647	24	14	0.583	1136	596	0.525
116	279	6298	403688	<a href="#">Lilian W. Waiboci</a>	 Kenya	<a href="#">University of Nairobi</a>	<a href="#">Medical and Health Sciences / Biochemistry</a> Biochemistry Public Health Immunology Zoonosis	17	15	0.882	22	18	0.818	1131	624	0.552
117	280	6313	404073	<a href="#">Maingi Ndichu</a>	 Kenya	<a href="#">University of Nairobi</a>	<a href="#">Medical and Health Sciences / Veterinary Sciences</a> Professor of Veterinary Parasitology University of Nairobi Veterinary Parasitology with emphasis on anthelmintic resistance pa	17	12	0.706	26	16	0.615	1119	484	0.433
6	281	6327	404388	<a href="#">Collins K Mweresa</a>	 Kenya	<a href="#">Jaramogi Oginga Odinga University of Science &amp; Technology (Bondo University College)</a>	<a href="#">Medical and Health Sciences / Parasitology</a> Entomology and Parasitology	17	15	0.882	21	18	0.857	1110	719	0.648
118	282	6335	404555	<a href="#">Margaret Hutchinson</a>	 Kenya	<a href="#">University of Nairobi</a>	<a href="#">Agriculture &amp; Forestry / Horticulture</a> Agriculture Horticulture Tissue Culture Ornamentals Postharvest	17	11	0.647	23	15	0.652	1105	348	0.315
119	283	6386	405862	<a href="#">Michael Gatari</a>	 Kenya	<a href="#">University of Nairobi</a>	<a href="#">Natural Sciences / Physics</a> nuclear science applications of nuclear and atomic physics atmospheric Science air quality and climate change	17	14	0.824	28	19	0.679	1065	598	0.562
121	284	6463	408085	<a href="#">Rose Nyikal</a>	 Kenya	<a href="#">University of Nairobi</a>	<a href="#">Agriculture &amp; Forestry / Agricultural Economics</a> Agricultural Economics Rural Finance Production Economics Microfinance Agricultural Credit	17	13	0.765	29	21	0.724	1004	640	0.637
23	285	6554	410228	<a href="#">Joan Njagi</a>	 Kenya	<a href="#">Kenyatta University</a>	<a href="#">Medical and Health Sciences / Biochemistry</a> biochemistry solid waste management traditional medicine	17	14	0.824	29	25	0.862	946	698	0.738
122	286	6561	410432	<a href="#">Lilly Bebora</a>	 Kenya	<a href="#">University of Nairobi</a>	<a href="#">Medical and Health Sciences / Bacteriology</a> Bacteriology	17	13	0.765	30	22	0.733	940	602	0.640
20	287	6562	410447	<a href="#">Samson Ndege</a>	 Kenya	<a href="#">Moi University</a>	<a href="#">Medical and Health Sciences / Epidemiology and Public Health</a> public health epidemiology communicable disease HIV & AIDS	17	14	0.824	21	21	1.000	940	577	0.614
123	288	6599	411348	<a href="#">Maria Nzomo</a>	 Kenya	<a href="#">University of Nairobi</a>	<a href="#">Social Sciences / International Relations</a> International Relations Governance Human Rights and Gender Studies	17	9	0.529	29	7	0.241	916	296	0.323
3	289	6607	411502	<a href="#">Gichimu BM</a>	 Kenya	<a href="#">University of Embu</a>	<a href="#">Agriculture &amp; Forestry / Plant Science</a> Plant Breeding and Horticulture	17	13	0.765	28	20	0.714	912	580	0.636
29	290	6609	411534	<a href="#">David Mburu</a>	 Kenya	<a href="#">Kenyatta University</a>	<a href="#">Medical and Health Sciences / Medical Genetics</a> Molecular Genetics	17	12	0.706	28	15	0.536	911	421	0.462
1	291	6614	411643	<a href="#">Vincent Obanda</a>	 Kenya	<a href="#">Kenya Wildlife Service</a>	<a href="#">Wildlife Research &amp; Training Institute: Kenya Wildlife Service</a> Disease ecology Parasitology Veterinary public health Zoonotic diseases Conservation biology	17	15	0.882	28	25	0.893	908	754	0.830

AD Scientific Index - 2022 Kenya Top 1.000 Scientists								H INDEX			i10 INDEX			CITATION		
University	Country	Region	World	Name	Country	University	Subject	Total	Last 5 year	Last 5 year / total	Total	Last 5 year	Last 5 year / total	Total	Last 5 year	Last 5 year / total
4	292	6619	411756	<a href="#">Bernard Gichimu</a>	 Kenya	<a href="#">University of Embu</a>	<a href="#">Agriculture &amp; Forestry / Horticulture</a> Horticulture Crop Improvement Food Security Youth Empowerment and Climate Change	17	13	0.765	28	20	0.714	905	577	0.638
125	293	6637	412223	<a href="#">Gideon Nyamasyo</a>	 Kenya	<a href="#">University of Nairobi</a>	<a href="#">Natural Sciences / Biological Science</a> Entomology Animal Behavior Environmental Science Conservation Biology	17	12	0.706	21	13	0.619	892	432	0.484
124	294	6641	412330	<a href="#">Wallace Bulimo</a>	 Kenya	<a href="#">University of Nairobi</a>	<a href="#">Medical and Health Sciences / Biochemistry</a> Molecular Virology Biochemistry Plasmodium falciparum genomics	17	13	0.765	24	18	0.750	889	482	0.542
126	295	6682	413568	<a href="#">Francis Mwaura</a>	 Kenya	<a href="#">University of Nairobi</a>	<a href="#">Natural Sciences / Biological Science</a> Biodiversity Ecosystems and Natural Resource Management	17	10	0.588	24	11	0.458	852	500	0.587
24	296	6703	414090	<a href="#">Joy Obando</a>	 Kenya	<a href="#">Kenyatta University</a>	<a href="#">Engineering &amp; Technology / Earth Sciences</a> Geomorphology water security climate change integrated watershed management drylands	17	13	0.765	22	15	0.682	836	607	0.726
127	297	6705	414125	<a href="#">Jacob Kithinji</a>	 Kenya	<a href="#">University of Nairobi</a>	<a href="#">Natural Sciences / Chemical Sciences</a> Physical Chemistry	17	7	0.412	21	6	0.286	835	282	0.338
25	298	6758	415424	<a href="#">Naomi Wangari Njogu Maina</a>	 Kenya	<a href="#">Jomo Kenyatta University of Agriculture and Technology</a>	<a href="#">Medical and Health Sciences / Parasitology</a> Parasitology Pharmacology Molecular Biology	17	12	0.706	24	15	0.625	789	486	0.616
129	299	6768	415537	<a href="#">Mbugua Pn</a>	 Kenya	<a href="#">University of Nairobi</a>	<a href="#">Medical and Health Sciences / Veterinary Sciences</a> Animal Nutrition Nutrition Animal Management Vitamins and Minerals	17	10	0.588	21	10	0.476	785	314	0.400
130	300	6769	415551	<a href="#">Jesse T. Njoka</a>	 Kenya	<a href="#">University of Nairobi</a>	<a href="#">Natural Sciences / Biological Science</a> Rangeland management Wildlife Management Dryland Ecology dryland livelihoods natural resource management	17	16	0.941	22	19	0.864	784	575	0.733
131	301	6804	416354	<a href="#">Timothy Elias Maitho</a>	 Kenya	<a href="#">University of Nairobi</a>	<a href="#">Medical and Health Sciences / Pharmacy &amp; Pharmaceutical Sciences</a> Livestock Drugs Herbal Medicines Pesticides and Toxicants	17	7	0.412	21	6	0.286	746	183	0.245
1	302	6840	417138	<a href="#">Solomon Shibairo</a>	 Kenya	<a href="#">Kibabii University</a>	<a href="#">Agriculture &amp; Forestry / Horticulture</a> Post Harvest Biology Agronomy Horticulture Agriculture	17	12	0.706	24	17	0.708	698	408	0.585
133	303	6871	417824	<a href="#">Salome Ra Bukachi</a>	 Kenya	<a href="#">University of Nairobi</a>	<a href="#">Social Sciences / Anthropology</a> Social and behavioural research	17	17	1.000	23	22	0.957	593	533	0.899
25	304	6881	418046	<a href="#">Kisilu Kombo</a>	 Kenya	<a href="#">Kenyatta University</a>	<a href="#">Social Sciences / Sociology</a> Drug Abuse Deviance Education Development and Communities	16	12	0.750	19	13	0.684	7825	4143	0.529
134	305	6893	419099	<a href="#">Francis Onyango</a>	 Kenya	<a href="#">University of Nairobi</a>	<a href="#">Medical and Health Sciences / Pediatrics and Child Health</a> Paediatrics and Child Health	16	9	0.563	20	6	0.300	2851	306	0.107
12	306	6928	422401	<a href="#">Godfrey W. Netondo</a>	 Kenya	<a href="#">Maseno University</a>	<a href="#">Natural Sciences / Biological Science</a> plant stress physiology ecosystem services	16	13	0.813	19	16	0.842	1687	823	0.488
13	307	6931	422595	<a href="#">Odhiambo George Gor</a>	 Kenya	<a href="#">Maseno University</a>	<a href="#">Engineering &amp; Technology / Earth Sciences</a> Hydrologist/Water resources Management/GIS/Remote Sensing/EIA.	16	9	0.563	22	9	0.409	1661	418	0.252

AD Scientific Index - 2022 Kenya Top 1.000 Scientists								H INDEX			i10 INDEX			CITATION		
University	Country	Region	World	Name	Country	University	Subject	Total	Last 5 year	Last 5 year / total	Total	Last 5 year	Last 5 year / total	Total	Last 5 year	Last 5 year / total
135	308	6933	422681	<a href="#">Fredrick Ayuke</a>	 Kenya	University of Nairobi	<a href="#">Agriculture &amp; Forestry / Soil Sciences and Plant Nutrition</a> Soil biology	16	13	0.813	23	17	0.739	1648	1090	0.661
26	309	6936	422844	<a href="#">Shem Kuyah</a>	 Kenya	<a href="#">Jomo Kenyatta University of Agriculture and Technology</a>	<a href="#">Agriculture &amp; Forestry / Forestry</a> Agroforestry Agroecology Ecosystem services Sustainable Intensification	16	16	1.000	21	18	0.857	1628	1408	0.865
136	310	6942	423223	<a href="#">Esther Maina</a>	 Kenya	University of Nairobi	<a href="#">Medical and Health Sciences / Biochemistry</a> Biochemistry Molecular Biology Genetics	16	12	0.750	17	13	0.765	1578	605	0.383
16	311	6957	424293	<a href="#">Sanyukta Mathur</a>	 Kenya	Population Council	<a href="#">Senior Associate at Population Council</a> Implementation Science HIV/AIDS Reproductive Health Equity Gender	16	15	0.938	28	25	0.893	1468	773	0.527
1	312	6964	424643	<a href="#">Dana Basnight-Brown</a>	 Kenya	<a href="#">United States International University</a>	<a href="#">Social Sciences / Psychology</a> multilingualism emotion processing translation cross-cultural cognitive processing	16	14	0.875	20	17	0.850	1438	741	0.515
137	313	6982	425703	<a href="#">Simiyu Wandibba</a>	 Kenya	University of Nairobi	<a href="#">Social Sciences / Anthropology</a> Social Science Research Methods Heritage Management Ceramic Studies	16	9	0.563	23	8	0.348	1360	338	0.249
138	314	7003	426436	<a href="#">Githigia SM</a>	 Kenya	University of Nairobi	<a href="#">Medical and Health Sciences / Veterinary Sciences</a> Veterinary helminthology Zoonotic parasitology	16	12	0.750	25	18	0.720	1314	540	0.411
27	315	7005	426499	<a href="#">Samuel Mwalili</a>	 Kenya	<a href="#">Jomo Kenyatta University of Agriculture and Technology</a>	<a href="#">Natural Sciences / Statistics</a> Statistics Bayesian HIV errors	16	13	0.813	20	18	0.900	1310	699	0.534
28	316	7008	426668	<a href="#">Patrick Kareru</a>	 Kenya	<a href="#">Jomo Kenyatta University of Agriculture and Technology</a>	<a href="#">Natural Sciences / Chemical Sciences</a> Natural products and Industrial Chemistry	16	13	0.813	24	23	0.958	1300	826	0.635
139	317	7034	428264	<a href="#">James K. Wabacha</a>	 Kenya	University of Nairobi	<a href="#">Medical and Health Sciences / Veterinary Sciences</a> Veterinary Science animal health surveillance Livestock identification and traceability animal health certification	16	13	0.813	27	17	0.630	1217	476	0.391
141	318	7045	428965	<a href="#">Ganesh Prasad Pokhariyal</a>	 Kenya	University of Nairobi	<a href="#">Natural Sciences / Mathematics</a> Relativity theory Differential Geometry Mathematical modeling	16	12	0.750	28	16	0.571	1186	683	0.576
29	319	7071	429949	<a href="#">Viviene Matiru</a>	 Kenya	<a href="#">Jomo Kenyatta University of Agriculture and Technology</a>	<a href="#">Medical and Health Sciences / Medical Microbiology</a> Medical Microbiology Microbiology Biotechnology Biosafety	16	13	0.813	22	18	0.818	1145	693	0.605
142	320	7082	430587	<a href="#">Robert A Obudho</a>	 Kenya	University of Nairobi	<a href="#">Arts, Design and Architecture / Urban Planning</a> Urban and Regional Planning Urban Geography	16	7	0.438	38	3	0.079	1121	165	0.147
31	321	7086	430669	<a href="#">Roselyn Gakure</a>	 Kenya	<a href="#">Jomo Kenyatta University of Agriculture and Technology</a>	<a href="#">Business &amp; Management / Human Resource Management</a> Entrepreneurship Project Management Management Human Resource Management	16	14	0.875	31	20	0.645	1118	794	0.710

AD Scientific Index - 2022 Kenya Top 1.000 Scientists								H INDEX			i10 INDEX			CITATION		
University	Country	Region	World	Name	Country	University	Subject	Total	Last 5 year	Last 5 year / total	Total	Last 5 year	Last 5 year / total	Total	Last 5 year	Last 5 year / total
8	322	7109	431385	<a href="#">Jeremiah Gathirwa</a>	 Kenya	<a href="#">Kenya Medical Research Institute</a>	<a href="#">Research Scientist, Kenya Medical Research Institute</a> Life science	16	15	0.938	18	17	0.944	1094	607	0.555
1	323	7214	434069	<a href="#">Nicholas M. Kiulia</a> 	 Kenya	<a href="#">Institute of Primate Research</a>	<a href="#">Enteric Pathogens and Water Research Laboratory, Institute of Primate Research</a> Public Health Microbiology   Microbial ...	16	10	0.625	17	11	0.647	1013	484	0.478
143	324	7216	434089	<a href="#">Lydia A. Olaka</a>	 Kenya	<a href="#">University of Nairobi</a>	<a href="#">Engineering &amp; Technology / Earth Sciences</a> Groundwater Climate change Stable isotopes Medical Geology Biogeochemistry	16	15	0.938	21	18	0.857	1012	646	0.638
30	325	7218	434123	<a href="#">Esther Wangithi Waiganjo</a>	 Kenya	<a href="#">Jomo Kenyatta University of Agriculture and Technology</a>	<a href="#">Business &amp; Management / Strategic Management</a> Leadership and Management Human Resources Management Governance Strategic management Strategic Human Resource Management	16	16	1.000	32	29	0.906	1010	820	0.812
144	326	7222	434173	<a href="#">Simon Ngunza</a>	 Kenya	<a href="#">University of Nairobi</a>	<a href="#">Business &amp; Management / Business Administration</a> Business Management	16	14	0.875	24	15	0.625	1009	503	0.499
1	327	7247	434948	<a href="#">Rahab Muinga</a> 	 Kenya	<a href="#">Kenya Agricultural &amp; Livestock Research Organization</a>	<a href="#">Animal scientist</a> animal nutrition crop livestock interaction	16	10	0.625	22	12	0.545	987	298	0.302
27	328	7273	435621	<a href="#">Nelson Wawire</a>	 Kenya	<a href="#">Kenyatta University</a>	<a href="#">Economics &amp; Econometrics / Economics</a> Economics	16	12	0.750	20	16	0.800	970	676	0.697
28	329	7295	436094	<a href="#">Alex King ori Machocho</a>	 Kenya	<a href="#">Kenyatta University</a>	<a href="#">Natural Sciences / Chemical Sciences</a> Organic Chemistry Natural Products Structural Elucidation Antimicrobials Antimalarials	16	11	0.688	23	14	0.609	958	409	0.427
145	330	7298	436175	<a href="#">Richard Mbithi Mulwa</a>	 Kenya	<a href="#">University of Nairobi</a>	<a href="#">Economics &amp; Econometrics / Economics</a> Environmental Economics Environmental Valuation Efficiency and Productivity Analysis Economic Modelling Climate Change	16	13	0.813	23	18	0.783	956	705	0.737
146	331	7329	437142	<a href="#">Robert Waruiru</a>	 Kenya	<a href="#">University of Nairobi</a>	<a href="#">Medical and Health Sciences / Veterinary Sciences</a> Veterinary Parasitologist	16	10	0.625	30	11	0.367	931	364	0.391
148	332	7363	437686	<a href="#">Margaret Oluka</a>	 Kenya	<a href="#">University of Nairobi</a>	<a href="#">Medical and Health Sciences / Pharmacy &amp; Pharmaceutical Sciences</a> pharmacology pharmacogenomics bioequivalence HIV antiretroviral drugs	16	16	1.000	20	19	0.950	919	835	0.909
147	333	7368	437768	<a href="#">Erastus Amayo</a>	 Kenya	<a href="#">University of Nairobi</a>	<a href="#">Medical and Health Sciences / Neurology</a> Neurology	16	9	0.563	21	8	0.381	917	287	0.313
149	334	7384	438096	<a href="#">Patrick Irungu</a>	 Kenya	<a href="#">University of Nairobi</a>	<a href="#">Agriculture &amp; Forestry / Agricultural Economics</a> Agricultural value chain trade and policy analysis	16	11	0.688	26	12	0.462	908	435	0.479
150	335	7433	439102	<a href="#">Jonathan Nzuma</a>	 Kenya	<a href="#">University of Nairobi</a>	<a href="#">Agriculture &amp; Forestry / Agricultural Economics</a> Agricultural Trade Policy Commodity Markets and Food Economics	16	13	0.813	23	16	0.696	884	554	0.627
17	336	7434	439150	<a href="#">Karen Austrian</a>	 Kenya	<a href="#">Population Council</a>	<a href="#">Director, GIRL Center and Senior Associate, Population Council - Kenya</a> Adolescent girls adolescent health multi-sectoral interventions	16	16	1.000	21	19	0.905	883	740	0.838

AD Scientific Index - 2022 Kenya Top 1.000 Scientists								H INDEX			i10 INDEX			CITATION		
University	Country	Region	World	Name	Country	University	Subject	Total	Last 5 year	Last 5 year / total	Total	Last 5 year	Last 5 year / total	Total	Last 5 year	Last 5 year / total
4	337	7444	439382	<a href="#">Kyalo IW</a>	 Kenya	<a href="#">Pwani University</a>	<a href="#">Medical and Health Sciences / Nursing and Midwifery</a> Public Health Health Service Management Research	16	10	0.625	22	10	0.455	878	226	0.257
7	338	7450	439566	<a href="#">Eliud Muli</a>	 Kenya	<a href="#">South Eastern Kenya University</a>	<a href="#">Agriculture &amp; Forestry / Entomology &amp; Pesticides</a> Honeybee Pests and Diseases Pollination Biodiversity Conservation	16	13	0.813	21	18	0.857	874	591	0.676
5	339	7467	439871	<a href="#">Simon Muriu</a>	 Kenya	<a href="#">Pwani University</a>	<a href="#">Natural Sciences / Biological Science</a>	16	13	0.813	16	14	0.875	867	429	0.495
1	340	7516	440825	<a href="#">Wycliffe Wanzala</a>	 Kenya	<a href="#">Masai Mara University</a>	<a href="#">Medical and Health Sciences / Medical Parasitology</a> Immunology Vector ecology Medical Parasitology Ethnomedicines Medical Entomology	16	14	0.875	19	16	0.842	844	534	0.633
151	341	7577	442295	<a href="#">Laetitia Wakonyu Kanja</a>	 Kenya	<a href="#">University of Nairobi</a>	<a href="#">Medical and Health Sciences / Pharmacy &amp; Pharmaceutical Sciences</a> Environmental Chemistry Environmental TOXICOLOGY	16	11	0.688	20	13	0.650	809	277	0.342
5	342	7595	442781	<a href="#">George Nyambura</a>	 Kenya	<a href="#">University of Embu</a>	<a href="#">Engineering &amp; Technology / Computer Science</a> Computers engineering Networking	16	12	0.750	22	18	0.818	796	434	0.545
30	343	7601	442893	<a href="#">Ombori Omwoyo</a>	 Kenya	<a href="#">Kenyatta University</a>	<a href="#">Agriculture &amp; Forestry / Plant Science</a>	16	14	0.875	21	19	0.905	793	588	0.741
152	344	7636	443598	<a href="#">George Magoha</a>	 Kenya	<a href="#">University of Nairobi</a>	<a href="#">Medical and Health Sciences / Urology</a> Surgery-Urology erectile dysfunction urogenital cancer male infertility and urolithiasis	16	8	0.500	27	8	0.296	775	186	0.240
153	345	7680	444581	<a href="#">Richard N. Onwonga</a>	 Kenya	<a href="#">University of Nairobi</a>	<a href="#">Agriculture &amp; Forestry / Soil Sciences and Plant Nutrition</a> Nutrient cycling Soil Agroecology Organic Agriculture Biophysical Modelling	16	13	0.813	24	21	0.875	749	568	0.758
14	346	7698	444958	<a href="#">PA Opala</a>	 Kenya	<a href="#">Maseno University</a>	<a href="#">Agriculture &amp; Forestry / Soil Sciences and Plant Nutrition</a> Soil Science	16	13	0.813	18	17	0.944	739	515	0.697
154	347	7704	445073	<a href="#">Abdirizack Aftin</a>	 Kenya	<a href="#">University of Nairobi</a>	<a href="#">Engineering &amp; Technology / Food Science and Engineering</a> Science	16	15	0.938	29	28	0.966	735	599	0.815
2	348	7706	445107	<a href="#">Paul Webala</a>	 Kenya	<a href="#">Masai Mara University</a>	<a href="#">Natural Sciences / Biological Science</a> Wildlife Conservation Ecology Behaviour and Management Mammalian Systematics and Biodiversity Ecology Behaviour and Systemat	16	16	1.000	26	25	0.962	734	649	0.884
32	349	7715	445237	<a href="#">Losenge Turoop</a>	 Kenya	<a href="#">Jomo Kenyatta University of Agriculture and Technology</a>	<a href="#">Agriculture &amp; Forestry / Plant Science</a> Plant Pathology	16	13	0.813	22	17	0.773	731	487	0.666
2	350	7716	445267	<a href="#">Shadrack Ngene</a>	 Kenya	<a href="#">Kenya Wildlife Service</a>	<a href="#">Head of Species Conservation and Management, Kenya Wildlife Service</a> spatial ecology	16	14	0.875	22	20	0.909	730	557	0.763
21	351	7724	445443	<a href="#">Naftali Busakhala</a>	 Kenya	<a href="#">Moi University</a>	<a href="#">Medical and Health Sciences / Medical Oncology</a> Hematology/Oncology/Pharmacology	16	14	0.875	23	18	0.783	725	590	0.814

AD Scientific Index - 2022 Kenya Top 1.000 Scientists								H INDEX			i10 INDEX			CITATION		
University	Country	Region	World	Name	Country	University	Subject	Total	Last 5 year	Last 5 year / total	Total	Last 5 year	Last 5 year / total	Total	Last 5 year	Last 5 year / total
1	352	7778	446438	<a href="#">Lazarus Ndiku Makewa</a>	 Kenya	<a href="#">Lukenya University</a>	<a href="#">Education / Education</a> Educational Communication and Technology	16	15	0.938	22	20	0.909	692	537	0.776
155	353	7798	447043	<a href="#">Peter Obimbo Lamuka</a>	 Kenya	<a href="#">University of Nairobi</a>	<a href="#">Engineering &amp; Technology / Food Science and Engineering</a> Food Safety Food Microbiology Post-harvest value addition and Management Food Safety policy Laws and Standards	16	15	0.938	19	17	0.895	670	521	0.778
22	354	7816	447351	<a href="#">Paul Ayuo</a>	 Kenya	<a href="#">Moi University</a>	<a href="#">Medical and Health Sciences / Infectious Diseases</a> Infectious diseases Gastroenterology Public health	16	13	0.813	23	14	0.609	657	406	0.618
8	355	7833	447790	<a href="#">Michael Kibet Kiptoo</a>	 Kenya	<a href="#">South Eastern Kenya University</a>	<a href="#">Medical and Health Sciences / Immunology</a> Immunology Virology Microbiology	16	9	0.563	17	7	0.412	634	271	0.427
156	356	7855	448338	<a href="#">Samuel Kimani</a>	 Kenya	<a href="#">University of Nairobi</a>	<a href="#">Medical and Health Sciences / Nursing and Midwifery</a> Nursing Neuroscience Neuro-degeneration Toxico-dietary disorders	16	14	0.875	21	16	0.762	594	495	0.833
3	357	7883	448962	<a href="#">Wilkister Nyaora Moturi</a>	 Kenya	<a href="#">Egerton University</a>	<a href="#">Engineering &amp; Technology / Environmental Science &amp; Engineering</a> Environmental Health	15	14	0.933	17	17	1.000	9347	7273	0.778
157	358	7960	454245	<a href="#">Elijah N. Ogola</a>	 Kenya	<a href="#">University of Nairobi</a>	<a href="#">Medical and Health Sciences / Cardiology</a> Internal medicine Cardiology	15	13	0.867	25	17	0.680	1446	1124	0.777
33	359	7969	454673	<a href="#">Julius Maina Mathara</a>	 Kenya	<a href="#">Jomo Kenyatta University of Agriculture and Technology</a>	<a href="#">Engineering &amp; Technology / Food Science and Engineering</a> APPLIED AND INDUSTRIAL MICROBIOLOGY MICROBIAL BIOTECHNOLOGY PROBIOTICS BIOSAFETY	15	13	0.867	17	14	0.824	1405	761	0.542
158	360	8001	456345	<a href="#">David Otieno</a>	 Kenya	<a href="#">University of Nairobi</a>	<a href="#">Agriculture &amp; Forestry / Agricultural Economics</a> Economic Policy Analysis Agribusiness Marketing Consumer Preferences Participatory Research	15	13	0.867	23	17	0.739	1263	863	0.683
159	361	8019	456678	<a href="#">Shelleemiah Keya</a>	 Kenya	<a href="#">University of Nairobi</a>	<a href="#">Agriculture &amp; Forestry / Soil Sciences and Plant Nutrition</a> Soil Microbiology Biological and Nitrogen fixation	15	7	0.467	22	5	0.227	1241	282	0.227
160	362	8035	457225	<a href="#">Kahaki Kimani</a>	 Kenya	<a href="#">University of Nairobi</a>	<a href="#">Medical and Health Sciences / Ophthalmology</a> ophthalmology	15	14	0.933	19	15	0.789	1207	730	0.605
191	363	8059	457939	<a href="#">Seth Ouna Mcligeyo</a>	 Kenya	<a href="#">University of Nairobi</a>	<a href="#">Medical and Health Sciences / Nephrology</a> Renal Medicine	15	8	0.533	27	8	0.296	1167	428	0.367
161	364	8076	458926	<a href="#">Mark Joshi</a>	 Kenya	<a href="#">University of Nairobi</a>	<a href="#">Medical and Health Sciences / Cardiology</a> Cardiology heart failure	15	10	0.667	20	10	0.500	1118	564	0.504
15	365	8077	458964	<a href="#">Richard Otieno</a>	 Kenya	<a href="#">Maseno University</a>	<a href="#">Natural Sciences / Biological Science</a> biology	15	12	0.800	20	13	0.650	1116	337	0.302
162	366	8078	459019	<a href="#">Mohamed Hassan Abdulaziz</a>	 Kenya	<a href="#">University of Nairobi</a>	<a href="#">Social Sciences / Linguistics and Literature</a>	15	9	0.600	17	9	0.529	1114	247	0.222
5	367	8111	460140	<a href="#">Patience Mlongo Mshenga</a>	 Kenya	<a href="#">Egerton University</a>	<a href="#">Egerton university</a> Agribusiness Management	15	13	0.867	24	19	0.792	1066	753	0.706

AD Scientific Index - 2022 Kenya Top 1.000 Scientists								H INDEX			i10 INDEX			CITATION		
University	Country	Region	World	Name	Country	University	Subject	Total	Last 5 year	Last 5 year / total	Total	Last 5 year	Last 5 year / total	Total	Last 5 year	Last 5 year / total
163	368	8136	460701	<a href="#">Joseph M. Nguta</a>	 <a href="#">Kenya</a>	<a href="#">University of Nairobi</a>	<a href="#">Medical and Health Sciences / Pharmacy &amp; Pharmaceutical Sciences</a> Pharmacology and Toxicology Natural product research	15	14	0.933	21	18	0.857	1045	750	0.718
164	369	8160	461353	<a href="#">Njuguna Ng'ethe</a>	 <a href="#">Kenya</a>	<a href="#">University of Nairobi</a>	<a href="#">Social Sciences / Political Science</a> governance higher education civil society political parties political science	15	8	0.533	26	7	0.269	1020	249	0.244
165	370	8163	461434	<a href="#">James Opiyo</a>	 <a href="#">Kenya</a>	<a href="#">University of Nairobi</a>	<a href="#">Medical and Health Sciences / Biochemistry</a> protein chemistry and biotechnology	15	8	0.533	17	7	0.412	1018	348	0.342
166	371	8182	461946	<a href="#">Winnie Iminza Nyamute</a>	 <a href="#">Kenya</a>	<a href="#">University of Nairobi</a>	<a href="#">Economics &amp; Econometrics / Accounting &amp; Finance</a> Behavioural Finance Governance and Capital Markets	15	13	0.867	28	24	0.857	1000	767	0.767
1	372	8186	462086	<a href="#">James K. Ndufa</a> 	 <a href="#">Kenya</a>	<a href="#">Kenya Forestry Research Institute</a>	<a href="#">Researcher, Kenya Forestry Research Institute (KEFRI)</a> Forestry and Agroforestry systems soil health Dryland agroforestry conservation	15	6	0.400	21	5	0.238	996	180	0.181
167	373	8217	463094	<a href="#">Muchane Muchai</a>	 <a href="#">Kenya</a>	<a href="#">University of Nairobi</a>	<a href="#">Natural Sciences / Biological Science</a>	15	12	0.800	19	16	0.842	964	673	0.698
34	374	8225	463431	<a href="#">Patrick G Home</a>	 <a href="#">Kenya</a>	<a href="#">Jomo Kenyatta University of Agriculture and Technology</a>	<a href="#">Agriculture &amp; Forestry / Agricultural and Biosystems Engineering</a> Agricultural Engineering	15	13	0.867	22	16	0.727	954	576	0.604
168	375	8232	463661	<a href="#">Raphael Okoola</a>	 <a href="#">Kenya</a>	<a href="#">University of Nairobi</a>	<a href="#">Engineering &amp; Technology / Meteorology &amp; Atmospheric Sciences</a> Aviation Meteorology	15	10	0.667	18	10	0.556	948	427	0.450
35	376	8247	464007	<a href="#">Gideon Mutie Kikvi</a>	 <a href="#">Kenya</a>	<a href="#">Jomo Kenyatta University of Agriculture and Technology</a>	<a href="#">Medical and Health Sciences / Epidemiology and Public Health</a> Antimicrobial resistance Pharmaco-epidemiology Antimicrobial agents from natural sources Environmental pollution and Toxicolo	15	13	0.867	22	17	0.773	938	625	0.666
169	377	8252	464043	<a href="#">Charles Gachuri</a>	 <a href="#">Kenya</a>	<a href="#">University of Nairobi</a>	<a href="#">Medical and Health Sciences / Veterinary Sciences</a> Animal Nutrition and Management Feed Resources in Tropics Ruminant Animal Production in Tropics	15	10	0.667	24	12	0.500	937	572	0.610
36	378	8269	464771	<a href="#">Christopher Kanali</a>	 <a href="#">Kenya</a>	<a href="#">Jomo Kenyatta University of Agriculture and Technology</a>	<a href="#">Engineering &amp; Technology / Engineering</a> Engineering environment agriculture technology energy	15	12	0.800	21	13	0.619	918	490	0.534
18	379	8280	465107	<a href="#">Chi-Chi Undie</a>	 <a href="#">Kenya</a>	<a href="#">Population Council</a>	<a href="#">Associate, Population Council</a> sexuality sexual and reproductive health gender	15	13	0.867	24	15	0.625	909	482	0.530
170	380	8325	466326	<a href="#">Wanjiku Mukabi Kabira</a>	 <a href="#">Kenya</a>	<a href="#">University of Nairobi</a>	<a href="#">Social Sciences / Linguistics and Literature</a> Oral Literature Women's/Gender issues and Governance	15	8	0.533	19	8	0.421	878	243	0.277
171	381	8331	466462	<a href="#">Walter Otieno Mwanda</a>	 <a href="#">Kenya</a>	<a href="#">University of Nairobi</a>	<a href="#">Medical and Health Sciences / Hematology</a> Infection associated malignancies: • Kaposi's Sarcoma • Burkitt's Lymphoma and Non-Hodgkin's lymphoma. • Leukaemia	15	12	0.800	21	13	0.619	875	462	0.528



AD Scientific Index - 2022 Kenya Top 1.000 Scientists								H INDEX			i10 INDEX			CITATION		
University	Country	Region	World	Name	Country	University	Subject	Total	Last 5 year	Last 5 year / total	Total	Last 5 year	Last 5 year / total	Total	Last 5 year	Last 5 year / total
173	382	8355	466965	<a href="#">Mary Kuria</a>	 Kenya	<a href="#">University of Nairobi</a>	<a href="#">Medical and Health Sciences / Medicine</a> substance use disorders treatment	15	12	0.800	16	14	0.875	864	531	0.615
172	383	8356	466985	<a href="#">BN Mitaru</a>	 Kenya	<a href="#">University of Nairobi</a>	<a href="#">Medical and Health Sciences / Veterinary Sciences</a> Animal Feeds evaluation Reconstitution cereals Oil crops & legumes Anti Nutritive Factors	15	7	0.467	22	5	0.227	863	148	0.171
16	384	8373	467321	<a href="#">Francis Chisikwa Indoshi</a>	 Kenya	<a href="#">Maseno University</a>	<a href="#">Education / Educational Technology</a> curriculum instruction and educational technology	15	11	0.733	25	13	0.520	855	540	0.632
37	385	8411	468249	<a href="#">Gabriel N Magoma</a>	 Kenya	<a href="#">Jomo Kenyatta University of Agriculture and Technology</a>	<a href="#">Medical and Health Sciences / Biochemistry</a> Bio-prospecting Gene expression systems Biochemical Diversity Environmental Bio-remediation drug resistance	15	13	0.867	22	16	0.727	834	533	0.639
174	386	8425	468621	<a href="#">Albert Jairo Ndakala</a>	 Kenya	<a href="#">University of Nairobi</a>	<a href="#">Natural Sciences / Chemical Sciences</a> Organic Synthesis Medicinal Chemistry Drug Discovery	15	12	0.800	20	13	0.650	826	366	0.443
175	387	8465	469506	<a href="#">Joseph Kamau</a>	 Kenya	<a href="#">University of Nairobi</a>	<a href="#">Medical and Health Sciences / Biochemistry</a> Biochemistry Molecular Biology Zoonoses Bioinformatics	15	12	0.800	18	13	0.722	807	520	0.644
11	388	8502	470530	<a href="#">Simon Nguluu</a>	 Kenya	<a href="#">South Eastern Kenya University</a>	<a href="#">Agriculture &amp; Forestry / Agriculture</a> Soil Science Agronomy Crop Modelling Soil fertility Water Harvesting	15	11	0.733	22	15	0.682	784	493	0.629
23	389	8504	470543	<a href="#">Constance Tenge</a>	 Kenya	<a href="#">Moi University</a>	<a href="#">Medical and Health Sciences / Pediatric Hematology</a> Oncology Haematology Paediatrics	15	13	0.867	19	16	0.842	784	531	0.677
3	390	8510	470631	<a href="#">Doughlas Shitanda</a>	 Kenya	<a href="#">Machakos University</a>	<a href="#">Agriculture &amp; Forestry / Agricultural and Biosystems Engineering</a> Agricultural Engineering	15	11	0.733	21	13	0.619	782	373	0.477
176	391	8528	471099	<a href="#">John Wangoh</a>	 Kenya	<a href="#">University of Nairobi</a>	<a href="#">Engineering &amp; Technology / Food Science and Engineering</a> dairy science and food safety	15	12	0.800	23	15	0.652	772	424	0.549
177	392	8540	471393	<a href="#">Raphael Wahome</a>	 Kenya	<a href="#">University of Nairobi</a>	<a href="#">Medical and Health Sciences / Veterinary Sciences</a> Animal Science	15	11	0.733	27	15	0.556	765	445	0.582
7	393	8607	472742	<a href="#">Julius Otieno Manyala</a>	 Kenya	<a href="#">Jaramogi Oginga Odinga University of Science &amp; Technology (Bondo University College)</a>	<a href="#">Agriculture &amp; Forestry / Fisheries</a> Fisheries and Water Resources	15	11	0.733	22	13	0.591	737	457	0.620
178	394	8616	472865	<a href="#">Joseph Karugia</a>	 Kenya	<a href="#">University of Nairobi</a>	<a href="#">Agriculture &amp; Forestry / Agricultural Economics</a> agricultural and rural development policy marketing technology transfer	15	10	0.667	22	10	0.455	734	340	0.463
179	395	8621	472907	<a href="#">Adam Adam</a>	 Kenya	<a href="#">University of Nairobi</a>	<a href="#">Medical and Health Sciences / Neurology</a> Clinical Neurology Clinical Neurophysiology and Internal Medicine	15	8	0.533	23	7	0.304	733	282	0.385
180	396	8634	473121	<a href="#">Leonidah Kerubo Omosa</a>	 Kenya	<a href="#">University of Nairobi</a>	<a href="#">Medical and Health Sciences / Pharmacy &amp; Pharmaceutical Sciences</a> Microbial and Plants Natural Products Chemistry Medicinal Chemistry Biopesticides Chromatography Drug discovery	15	14	0.933	25	21	0.840	728	618	0.849

AD Scientific Index - 2022 Kenya Top 1.000 Scientists								H INDEX			i10 INDEX			CITATION		
University	Country	Region	World	Name	Country	University	Subject	Total	Last 5 year	Last 5 year / total	Total	Last 5 year	Last 5 year / total	Total	Last 5 year	Last 5 year / total
9	397	8641	473331	<a href="#">Nashon KR Musimba</a>	 Kenya	<a href="#">South Eastern Kenya University</a>	<a href="#">Medical and Health Sciences / Veterinary Sciences</a> Rangeland Ecology Range Animal Production Ruminant Animal Nutrition Animal Science Pastures Production	15	10	0.667	22	10	0.455	724	394	0.544
181	398	8655	473632	<a href="#">Arthur Musakulu Kemoli</a>	 Kenya	<a href="#">University of Nairobi</a>	<a href="#">Medical and Health Sciences / Dentistry</a> Early childhood caries Dental malformations Oral health care	15	12	0.800	21	16	0.762	718	472	0.657
182	399	8657	473704	<a href="#">Alfred Opere</a>	 Kenya	<a href="#">University of Nairobi</a>	<a href="#">Engineering &amp; Technology / Meteorology &amp; Atmospheric Sciences</a> Climate change Hydrology and water resources	15	11	0.733	16	11	0.688	717	457	0.637
31	400	8709	474835	<a href="#">Francisca Ongecha Owuor</a>	 Kenya	<a href="#">Kenyatta University</a>	<a href="#">Medical and Health Sciences / Psychiatry</a> Psychotrauma psychology Addiction medicine medical Education	15	11	0.733	18	11	0.611	692	312	0.451
184	401	8713	474882	<a href="#">Philip Mwachaka</a>	 Kenya	<a href="#">University of Nairobi</a>	<a href="#">Medical and Health Sciences / Neurosurgery</a> Anatomy Neuroscience Neurosurgery	15	13	0.867	17	14	0.824	691	421	0.609
183	402	8716	474918	<a href="#">James M. Kahunyo</a>	 Kenya	<a href="#">University of Nairobi</a>	<a href="#">Medical and Health Sciences / Pharmacy &amp; Pharmaceutical Sciences</a> Pharmacology Toxicology	15	5	0.333	20	1	0.050	690	109	0.158
38	403	8725	475060	<a href="#">Joseph Mung'atu</a>	 Kenya	<a href="#">Jomo Kenyatta University of Agriculture and Technology</a>	<a href="#">Economics &amp; Econometrics / Banking and Insurance</a> Statistical Modelling and Insurance	15	14	0.933	19	17	0.895	687	555	0.808
185	404	8789	476223	<a href="#">Jane Ambuko</a>	 Kenya	<a href="#">University of Nairobi</a>	<a href="#">Agriculture &amp; Forestry / Horticulture</a> Postharvest Technology Horticulture Fruit Science	15	14	0.933	23	20	0.870	660	601	0.911
7	405	8796	476381	<a href="#">Steve Omondi Oduor</a>	 Kenya	<a href="#">Egerton University</a>	<a href="#">Agriculture &amp; Forestry / Plant Science</a> Aquatic Ecology Phytoplankton Ecology Taxonomy and Physiology	15	12	0.800	16	15	0.938	657	371	0.565
186	406	8813	476574	<a href="#">Peter Waiganjo Wagacha</a>	 Kenya	<a href="#">University of Nairobi</a>	<a href="#">Engineering &amp; Technology / Computer Science</a>	15	10	0.667	19	11	0.579	652	325	0.498
1	407	8826	476778	<a href="#">Muthike SW</a>	 Kenya	<a href="#">Gretsa University</a>	<a href="#">Tutorial Fellow, Gretsa University</a> Finance economics	15	13	0.867	23	20	0.870	647	538	0.832
6	408	8846	477081	<a href="#">Santie De Villiers</a>	 Kenya	<a href="#">Pwani University</a>	<a href="#">Agriculture &amp; Forestry / Crop Science</a> Crop Biotechnology Genomics	15	12	0.800	22	14	0.636	639	369	0.577
187	409	8850	477173	<a href="#">Attiya Waris</a>	 Kenya	<a href="#">University of Nairobi</a>	<a href="#">Law / Law and Legal Studies</a> fiscal law and policy human rights tax	15	12	0.800	19	13	0.684	637	419	0.658
24	410	8927	478522	<a href="#">Andrew Obala</a>	 Kenya	<a href="#">Moi University</a>	<a href="#">Medical and Health Sciences / Medical Parasitology</a> Medical Parasitology Bacteriology Entomology	15	12	0.800	24	15	0.625	599	380	0.634
188	411	8966	479287	<a href="#">Angeyo KH</a>	 Kenya	<a href="#">University of Nairobi</a>	<a href="#">Natural Sciences / Physics</a> •Nuclear and Atomic Radiometrics •Radiation and Health Physics •Laser Based Analytical Methods •Chemometrics and	15	13	0.867	19	15	0.789	573	399	0.696
25	412	9015	480390	<a href="#">Diana Starovoytova Madara</a>	 Kenya	<a href="#">Moi University</a>	<a href="#">Engineering &amp; Technology / Textile Engineering</a> design ergonomics textile engineering gender in education cheating at exams	15	13	0.867	21	20	0.952	516	464	0.899

AD Scientific Index - 2022 Kenya Top 1.000 Scientists								H INDEX			i10 INDEX			CITATION		
University	Country	Region	World	Name	Country	University	Subject	Total	Last 5 year	Last 5 year / total	Total	Last 5 year	Last 5 year / total	Total	Last 5 year	Last 5 year / total
6	413	9025	480550	<a href="#">Asweto Collins Otieno</a>		<a href="#">University of Embu</a>	<a href="#">Medical and Health Sciences / Epidemiology and Public Health</a> Epidemiology Medical Science	15	14	0.933	16	16	1.000	503	488	0.970
1	414	9088	484551	<a href="#">Eric Njagi</a>		<a href="#">Chuka University</a>	<a href="#">Natural Sciences / Chemical Sciences</a> Inorganic Chemistry	14	13	0.929	15	13	0.867	1566	935	0.597
2	415	9093	484715	<a href="#">Maurice Nyamanga Amutabi</a>		<a href="#">Lukenya University</a>	<a href="#">Vice-ChancellorKenya</a> Peace and Conflict Development Economics Gender and Development Pastoralist Lifestyles Higher Education	14	12	0.857	25	14	0.560	1533	749	0.489
189	416	9114	485962	<a href="#">Catherine Lukhoba</a>		<a href="#">University of Nairobi</a>	<a href="#">Natural Sciences / Biological Science</a> Economic Botany taxonomy	14	12	0.857	18	18	1.000	1356	701	0.517
190	417	9121	486289	<a href="#">James W Muthomi</a>		<a href="#">University of Nairobi</a>	<a href="#">Agriculture &amp; Forestry / Plant Science</a> Crop Protection	14	11	0.786	18	15	0.833	1319	819	0.621
2	418	9132	486980	<a href="#">Peter Njoroge</a>		<a href="#">National Museums of Kenya</a>	<a href="#">Researcher, National Museums of Kenya</a> Ornithology Biodiversity	14	12	0.857	22	14	0.636	1253	624	0.498
4	419	9136	487324	<a href="#">Anthony Macharia Kingori</a>		<a href="#">Egerton University</a>	<a href="#">Medical and Health Sciences / Veterinary Sciences</a> Animal Nutrition	14	12	0.857	17	15	0.882	1222	788	0.645
1	420	9138	487339	<a href="#">Francis Muregi</a>		<a href="#">Mount Kenya University</a>	<a href="#">Natural Sciences / Biological Science</a> Drug development novel drug targets novel drug delivery systems	14	11	0.786	19	13	0.684	1221	504	0.413
32	421	9151	488055	<a href="#">Grace Bunyi</a>		<a href="#">Kenyatta University</a>	<a href="#">Education / Education</a> Curriculum studies multilingualism in education reading teacher education gender in education	14	10	0.714	19	12	0.632	1167	409	0.350
4	422	9182	489475	<a href="#">Lewis Sitoki</a>		<a href="#">Technical University of Kenya</a>	<a href="#">Engineering &amp; Technology / Engineering</a> Aquatic Sciences Coral Reef Management Mangrove Ecosystems	14	14	1.000	18	17	0.944	1078	800	0.742
193	423	9196	490368	<a href="#">Francis Mutua</a>		<a href="#">University of Nairobi</a>	<a href="#">Engineering &amp; Technology / Meteorology &amp; Atmospheric Sciences</a> Climate Change Hydrology Water Resources Management	14	10	0.714	18	12	0.667	1032	557	0.540
192	424	9207	490696	<a href="#">Erastus K. Njeru</a>		<a href="#">University of Nairobi</a>	<a href="#">Medical and Health Sciences / Biostatistics</a> Biostatistics and Epidemiology	14	8	0.571	17	7	0.412	1018	403	0.396
10	425	9221	491103	<a href="#">Johnson Kitheka</a>		<a href="#">South Eastern Kenya University</a>	<a href="#">Engineering &amp; Technology / Earth Sciences</a> Hydrology estuarine hydrology sedimentology sediment transport fluvial processes	14	11	0.786	19	12	0.632	999	359	0.359
39	426	9270	492410	<a href="#">Bernard W Ikuu</a>		<a href="#">Jomo Kenyatta University of Agriculture and Technology</a>	<a href="#">Engineering &amp; Technology / Mechanical Engineering</a> Precision Engineering Manufacturing Machine design Non-traditional Machining processes Modelling and Analysis of machining p	14	13	0.929	22	15	0.682	947	517	0.546
194	427	9282	492690	<a href="#">Wilfred Nyangena</a>		<a href="#">University of Nairobi</a>	<a href="#">Economics &amp; Econometrics / Economics</a> Resource and Environmental Economics	14	10	0.714	17	11	0.647	938	456	0.486
40	428	9291	492932	<a href="#">Elegwa Mukulu</a>		<a href="#">Jomo Kenyatta University of Agriculture and Technology</a>	<a href="#">Business &amp; Management / Business Administration</a> Entrepreneurship Management Supply Chain communication	14	13	0.929	24	20	0.833	929	741	0.798

AD Scientific Index - 2022 Kenya Top 1.000 Scientists								H INDEX			i10 INDEX			CITATION		
University	Country	Region	World	Name	Country	University	Subject	Total	Last 5 year	Last 5 year / total	Total	Last 5 year	Last 5 year / total	Total	Last 5 year	Last 5 year / total
195	429	9303	493297	<a href="#">Shadrack Ojwang</a>	 Kenya	<a href="#">University of Nairobi</a>	<a href="#">Medical and Health Sciences / Obstetrics and Gynecology</a> Gynecology and Obstetrics/Oncology	14	7	0.500	16	6	0.375	917	211	0.230
7	430	9306	493315	<a href="#">Mwakio Tole</a>	 Kenya	<a href="#">Pwani University</a>	<a href="#">Engineering &amp; Technology / Engineering</a> Pollution Geothermal Energy Environmental Impact Assessment	14	10	0.714	19	11	0.579	916	321	0.350
33	431	9311	493458	<a href="#">Karanja Ngugi</a>	 Kenya	<a href="#">Kenyatta University</a>	<a href="#">Economics &amp; Econometrics / Accounting &amp; Finance</a> Kenyatta University	14	12	0.857	27	20	0.741	911	729	0.800
17	432	9315	493564	<a href="#">Dida Mito</a>	 Kenya	<a href="#">Maseno University</a>	<a href="#">Agriculture &amp; Forestry / Agriculture</a>	14	11	0.786	19	14	0.737	908	563	0.620
196	433	9316	493583	<a href="#">Migai Akech</a>	 Kenya	<a href="#">University of Nairobi</a>	<a href="#">Law / Law and Legal Studies</a> Administrative law	14	9	0.643	16	9	0.563	908	508	0.559
198	434	9322	493829	<a href="#">Mutitu EW</a>	 Kenya	<a href="#">University of Nairobi</a>	<a href="#">Agriculture &amp; Forestry / Plant Science</a> Soil borne diseases Biological control Mycotoxins Biotechnology Storage diseases	14	11	0.786	28	12	0.429	899	375	0.417
34	435	9324	493842	<a href="#">Steven Runo</a>	 Kenya	<a href="#">Kenyatta University</a>	<a href="#">Agriculture &amp; Forestry / Plant Science</a> Molecular Biology/ Parasitic Plants	14	14	1.000	18	15	0.833	899	646	0.719
197	436	9336	494077	<a href="#">Raphael M Munavu</a>	 Kenya	<a href="#">University of Nairobi</a>	<a href="#">Natural Sciences / Chemical Sciences</a> Synthetic organic natural products and industrial chemistry	14	6	0.429	22	5	0.227	892	176	0.197
35	437	9360	494636	<a href="#">Julius Gathogo</a>	 Kenya	<a href="#">Kenyatta University</a>	<a href="#">History, Philosophy, Theology / History</a> oral history religion theology education	14	11	0.786	23	16	0.696	876	618	0.705
8	438	9389	495188	<a href="#">Bernerd Mulwa Fulanda</a>	 Kenya	<a href="#">Pwani University</a>	<a href="#">Agriculture &amp; Forestry / Fisheries</a> Marine Biology Ecology Fisheries Oceanography	14	12	0.857	20	14	0.700	860	452	0.526
41	439	9402	495474	<a href="#">Sheila Cecily Ommeh</a>	 Kenya	<a href="#">Jomo Kenyatta University of Agriculture and Technology</a>	<a href="#">Medical and Health Sciences / Medical Genetics</a> Bioinformatics & Omics Origins Domestication Molecular Genetics & Molecular Breeding Emerging Livestock Onehealth-Ecohealth	14	12	0.857	20	16	0.800	852	598	0.702
19	440	9415	495768	<a href="#">Pooja Sripad</a>	 Kenya	<a href="#">Population Council</a>	<a href="#">Associate II, Population Council</a>	14	14	1.000	17	16	0.941	844	740	0.877
220	441	9457	496671	<a href="#">Vincent Machuki</a>	 Kenya	<a href="#">University of Nairobi</a>	<a href="#">Business &amp; Management / Strategic Management</a> Strategic Management and Entrepreneurship	14	12	0.857	17	15	0.882	820	607	0.740
42	442	9461	496742	<a href="#">John Gachohi</a>	 Kenya	<a href="#">Jomo Kenyatta University of Agriculture and Technology</a>	<a href="#">Medical and Health Sciences / Epidemiology and Public Health</a> Ecoepidemiology of infectious diseases	14	12	0.857	18	14	0.778	818	646	0.790
199	443	9470	496923	<a href="#">Cyrus Iraya Mwangi</a>	 Kenya	<a href="#">University of Nairobi</a>	<a href="#">Economics &amp; Econometrics / Accounting &amp; Finance</a> Financial Strategy Career Advising & Corporate Governance	14	13	0.929	19	18	0.947	813	690	0.849
2	444	9508	497539	<a href="#">Fidalis Denis Mujibi</a>	 Kenya	<a href="#">Strathmore University Nairobi</a>	<a href="#">Agriculture &amp; Forestry / Agriculture</a> Farming Systems IoT AgriTechnologies	14	11	0.786	17	13	0.765	798	474	0.594

AD Scientific Index - 2022 Kenya Top 1.000 Scientists								H INDEX			i10 INDEX			CITATION		
University	Country	Region	World	Name	Country	University	Subject	Total	Last 5 year	Last 5 year / total	Total	Last 5 year	Last 5 year / total	Total	Last 5 year	Last 5 year / total
6	445	9514	497699	<a href="#">Hillary Bett</a>	 Kenya	<a href="#">Egerton University</a>	<a href="#">Agriculture &amp; Forestry / Agricultural Economics</a>	14	13	0.929	18	17	0.944	794	627	0.790
200	446	9535	498066	<a href="#">Godwin Murunga</a>	 Kenya	<a href="#">University of Nairobi</a>	<a href="#">Social Science Research in Africa</a> Democratisation Processes Peacebuilding in Africa Urban Historu	14	10	0.714	19	10	0.526	785	314	0.400
9	447	9537	498101	<a href="#">Solveig Haukeland</a>	 Kenya	<a href="#">International Centre of Insect Physiology and Ecology</a>	<a href="#">icipe</a> Agriculture Soil pests	14	12	0.857	20	16	0.800	784	525	0.670
1	448	9559	498512	<a href="#">Isaiah IC Wakindiki</a>	 Kenya	<a href="#">KCA University</a>	<a href="#">KCA University</a> Agriculture Soil science	14	13	0.929	17	15	0.882	775	431	0.556
201	449	9579	498976	<a href="#">Robert O. Oboko</a>	 Kenya	<a href="#">University of Nairobi</a>	<a href="#">Social Sciences / Open and Distance Education</a> e-learning mobile learning ICT in Health mobile health ICT in Agriculture	14	13	0.929	17	16	0.941	764	697	0.912
2	450	9612	499688	<a href="#">Francis Orata</a>	 Kenya	<a href="#">Masinde Muliro University of Science &amp; Technology</a>	<a href="#">Natural Sciences / Chemical Sciences</a> Environmental and toxicological chemistry	14	12	0.857	15	12	0.800	749	572	0.764
4	451	9616	499784	<a href="#">Joshua Arimi</a>	 Kenya	<a href="#">Meru University of Science &amp; Technology</a>	<a href="#">Engineering &amp; Technology / Engineering</a> Food Process Engineering	14	11	0.786	15	11	0.733	747	518	0.693
44	452	9649	500273	<a href="#">Hazel Gachunga</a>	 Kenya	<a href="#">Jomo Kenyatta University of Agriculture and Technology</a>	<a href="#">Business &amp; Management / Human Resource Management</a> Human Resource Management Organizational Behaviour and Change Management	14	13	0.929	21	19	0.905	736	637	0.865
43	453	9660	500450	<a href="#">James M Ngaruiya</a>	 Kenya	<a href="#">Jomo Kenyatta University of Agriculture and Technology</a>	<a href="#">Natural Sciences / Physics</a> materials science and renewable energy	14	9	0.643	14	9	0.643	733	226	0.308
202	454	9702	501244	<a href="#">Paul Syagga</a>	 Kenya	<a href="#">University of Nairobi</a>	<a href="#">Economics &amp; Econometrics / Economics</a> Real Estate	14	7	0.500	21	6	0.286	716	254	0.355
45	455	9704	501284	<a href="#">Daniel M Wanyoike</a>	 Kenya	<a href="#">Jomo Kenyatta University of Agriculture and Technology</a>	<a href="#">Business &amp; Management / Business Administration</a> Commercialization of innovations	14	14	1.000	22	20	0.909	715	613	0.857
53	456	9729	501677	<a href="#">Charles Busera Wasomi</a>	 Kenya	<a href="#">Jomo Kenyatta University of Agriculture and Technology</a>	<a href="#">Engineering &amp; Technology / Earth Sciences</a> Geoinformatics	14	12	0.857	23	18	0.783	707	529	0.748
2	457	9749	502148	<a href="#">George G. Ndiritu</a>	 Kenya	<a href="#">Karatina University</a>	<a href="#">Engineering &amp; Technology / Environmental Science &amp; Engineering</a> Landscape ecology Biodiversity Microbial Sciences	14	11	0.786	17	13	0.765	698	348	0.499

AD Scientific Index - 2022 Kenya Top 1.000 Scientists								H INDEX			i10 INDEX			CITATION		
University	Country	Region	World	Name	Country	University	Subject	Total	Last 5 year	Last 5 year / total	Total	Last 5 year	Last 5 year / total	Total	Last 5 year	Last 5 year / total
46	458	9769	502478	<a href="#">Florence Momba</a>	 Kenya	<a href="#">Jomo Kenyatta University of Agriculture and Technology</a>	<a href="#">Economics &amp; Econometrics / Accounting &amp; Finance</a> Entrepreneurial Finance	14	12	0.857	19	17	0.895	691	608	0.880
18	459	9775	502534	<a href="#">Peter J Ojwang</a>	 Kenya	<a href="#">Maseno University</a>	<a href="#">Medical and Health Sciences / Chemical Pathology</a> Lifestyle diseases Metabolic born diseases Haemoglobinopathies	14	8	0.571	19	8	0.421	690	200	0.290
36	460	9778	502629	<a href="#">Eunice Kairu</a>	 Kenya	<a href="#">Kenyatta University</a>	<a href="#">Natural Sciences / Biological Science</a> Biodiversity conservation	14	9	0.643	19	9	0.474	688	287	0.417
26	461	9787	502722	<a href="#">Irene Marete</a>	 Kenya	<a href="#">Moi University</a>	<a href="#">Medical and Health Sciences / Pediatrics and Child Health</a> child health and paediatrics	14	13	0.929	20	19	0.950	686	598	0.872
47	462	9811	503166	<a href="#">Arnold N Onyango</a>	 Kenya	<a href="#">Jomo Kenyatta University of Agriculture and Technology</a>	<a href="#">Engineering &amp; Technology / Food Science and Engineering</a> FOOD CHEMISTRY CHEMICAL BIOLOGY BIOLOGICAL CHEMISTRY	14	12	0.857	20	13	0.650	677	537	0.793
38	463	9824	503286	<a href="#">Isaac Osluga</a>	 Kenya	<a href="#">Kenyatta University</a>	<a href="#">Medical and Health Sciences / Veterinary Sciences</a> Animal Nutrition	14	12	0.857	16	13	0.813	675	532	0.788
203	464	9849	503599	<a href="#">Jayanti Patel</a>	 Kenya	<a href="#">University of Nairobi</a>	<a href="#">Engineering &amp; Technology / Earth Sciences</a> Geophysics exploration	14	11	0.786	20	12	0.600	668	312	0.467
48	465	9862	503758	<a href="#">Anthony Waititu</a>	 Kenya	<a href="#">Jomo Kenyatta University of Agriculture and Technology</a>	<a href="#">Natural Sciences / Statistics</a> Statistics	14	13	0.929	19	15	0.789	665	533	0.802
37	466	9864	503777	<a href="#">Jacob Omolo</a>	 Kenya	<a href="#">Kenyatta University</a>	<a href="#">Economics &amp; Econometrics / Economics</a> LABOUR ECONOMICS POLICY ANALYSIS AND RESEARCH WAGE AND EMPLOYMENT YOUTH UNEMPLOYMENT PRODUCTIVITY MANAGEMENT	14	10	0.714	16	11	0.688	665	379	0.570
17	467	9868	503818	<a href="#">Jandouwe Villinger</a>	 Kenya	<a href="#">International Centre of Insect Physiology and Ecology</a>	<a href="#">International Centre of Insect Physiology and Ecology (icipe)</a> Vector-borne disease biology	14	12	0.857	17	16	0.941	664	472	0.711
204	468	9913	504640	<a href="#">Erastus Mutiga</a>	 Kenya	<a href="#">University of Nairobi</a>	<a href="#">Agriculture &amp; Forestry / Plant Science</a> Embryo transplant technology fertility management	14	6	0.429	23	3	0.130	647	127	0.196
205	469	9929	504862	<a href="#">Christian Thine Omuto</a>	 Kenya	<a href="#">University of Nairobi</a>	<a href="#">Engineering &amp; Technology / Engineering</a> Soil and water engineering	14	11	0.786	19	13	0.684	643	361	0.561
7	470	9943	505046	<a href="#">Eucharika Kenya</a>	 Kenya	<a href="#">University of Embu</a>	<a href="#">Medical and Health Sciences / Parasitology</a> Molecular Entomology Parasitology and Biotechnology	14	9	0.643	15	9	0.600	640	339	0.530
2	471	9970	505371	<a href="#">Mwema Fredrick Madaraka</a>	 Kenya	<a href="#">Dedan Kimathi University of Technology (Kimathi University College of Technology)</a>	<a href="#">Engineering &amp; Technology / Mechanical Engineering</a> Severe plastic deformation finite element analysis advanced manufacturing metal forming thin films and coatings	14	14	1.000	17	17	1.000	633	631	0.997

AD Scientific Index - 2022 Kenya Top 1.000 Scientists								H INDEX			i10 INDEX			CITATION		
University	Country	Region	World	Name	Country	University	Subject	Total	Last 5 year	Last 5 year / total	Total	Last 5 year	Last 5 year / total	Total	Last 5 year	Last 5 year / total
39	472	10068	506740	<a href="#">Chandra Shekhar Singh</a>	 Kenya	<a href="#">Kenyatta University</a>	<a href="#">Natural Sciences / Physics</a> Atomic Collisions	14	10	0.714	23	10	0.435	604	314	0.520
2	473	10148	507857	<a href="#">Vanessa GB Gowreesunkar</a>	 Kenya	<a href="#">Management University of Africa</a>	<a href="#">Head of Department - Tourism and Hotel Management, University of Africa, Bayelsa State, Nigeria</a> island tourism communication tourism marketing and management sustainable development	14	14	1.000	19	19	1.000	580	558	0.962
206	474	10158	507966	<a href="#">Beda Olabu</a>	 Kenya	<a href="#">University of Nairobi</a>	<a href="#">Medical and Health Sciences / Anatomy</a> Human Anatomy	14	11	0.786	18	14	0.778	578	402	0.696
20	475	10161	508006	<a href="#">Fermin Herrera Aragón</a>	 Kenya	<a href="#">Population Council</a>	<a href="#">University of Brasilia</a> Physics Nanomaterials Magnetism	14	12	0.857	18	15	0.833	577	424	0.735
207	476	10210	508768	<a href="#">Rawlynce Bett</a>	 Kenya	<a href="#">University of Nairobi</a>	<a href="#">Medical and Health Sciences / Veterinary Sciences</a> Genetics & Breeding	14	11	0.786	18	12	0.667	559	306	0.547
40	477	10304	510157	<a href="#">Joseph Ngeranwa</a>	 Kenya	<a href="#">Kenyatta University</a>	<a href="#">Medical and Health Sciences / Medical Biochemistry</a> Medical Biochemistry Biotechnology Pharmacology Tropical infectious diseases	14	10	0.714	17	11	0.647	523	338	0.646
208	478	10334	510553	<a href="#">Edward Gichohi Karuri</a>	 Kenya	<a href="#">University of Nairobi</a>	<a href="#">Engineering &amp; Technology / Food Science and Engineering</a> unit operations in food processing Food packaging Food safety Regulation of Nutrition and dietetics profession	14	10	0.714	18	10	0.556	511	288	0.564
210	479	10371	511047	<a href="#">Mutuku Mwanthi</a>	 Kenya	<a href="#">University of Nairobi</a>	<a href="#">Medical and Health Sciences / Occupational Medicine</a> Occupational Health	14	9	0.643	16	8	0.500	495	187	0.378
211	480	10402	511604	<a href="#">Dominic Oduor Okelo</a>	 Kenya	<a href="#">University of Nairobi</a>	<a href="#">Medical and Health Sciences / Veterinary Sciences</a> Reproductive Biology (Anatomy)	14	4	0.286	19	0	0.000	472	70	0.148
212	481	10411	511754	<a href="#">Gitao CG</a>	 Kenya	<a href="#">University of Nairobi</a>	<a href="#">Medical and Health Sciences / Veterinary Sciences</a> virology microbiology arid areas research camels development research	14	10	0.714	20	11	0.550	465	280	0.602
41	482	10466	513048	<a href="#">Harun Kimani</a>	 Kenya	<a href="#">Kenyatta University</a>	<a href="#">Medical and Health Sciences / Epidemiology and Public Health</a> Epidemiology Biostatistics	13	12	0.923	17	13	0.765	3751	3554	0.947
8	483	10469	513247	<a href="#">George Ayodo</a>	 Kenya	<a href="#">Jaramogi Oginga Odinga University of Science &amp; Technology (Bondo University College)</a>	<a href="#">Medical and Health Sciences / Epidemiology and Public Health</a> Epidemiology /Genetics	13	13	1.000	17	15	0.882	3129	2476	0.791
27	484	10472	513832	<a href="#">Robert Ojiambo Mangeni</a>	 Kenya	<a href="#">Moi University</a>	<a href="#">Medical and Health Sciences / Medicine</a>	13	12	0.923	15	14	0.933	2291	1151	0.502
49	485	10504	516651	<a href="#">Tobias Olweny</a>	 Kenya	<a href="#">Jomo Kenyatta University of Agriculture and Technology</a>	<a href="#">Economics &amp; Econometrics / Accounting &amp; Finance</a> CORPORATE FINANCE SECURITIES EXCHANGE FINANCIAL INTERMEDIATION	13	13	1.000	17	14	0.824	1369	937	0.684

AD Scientific Index - 2022 Kenya Top 1.000 Scientists								H INDEX			i10 INDEX			CITATION		
University	Country	Region	World	Name	Country	University	Subject	Total	Last 5 year	Last 5 year / total	Total	Last 5 year	Last 5 year / total	Total	Last 5 year	Last 5 year / total
213	486	10512	517179	<a href="#">Rosemary Atieno</a>	 <a href="#">Kenya</a>	<a href="#">University of Nairobi</a>	<a href="#">Economics &amp; Econometrics / Economics</a> Labour markets and employment financial markets agricultural development agro-industrial linkages	13	9	0.692	20	8	0.400	1295	555	0.429
19	487	10543	518978	<a href="#">Erick Otieno Nyambedha</a>	 <a href="#">Kenya</a>	<a href="#">Maseno University</a>	<a href="#">Social Sciences / Anthropology</a> Medical Anthropology Health Systems Research Orphans and Vulnerable Children	13	10	0.769	20	10	0.500	1113	282	0.253
214	488	10599	520899	<a href="#">Victor Atunga Mobegi</a>	 <a href="#">Kenya</a>	<a href="#">University of Nairobi</a>	<a href="#">Medical and Health Sciences / Medicine</a> Biochemistry Pathogen Genomics Bioinformatics Pathogen Molecular Biology Infectious and Tropical diseases	13	11	0.846	14	12	0.857	984	633	0.643
215	489	10625	521764	<a href="#">Joshua Akelo Nyagol</a>	 <a href="#">Kenya</a>	<a href="#">University of Nairobi</a>	<a href="#">Medical and Health Sciences / Pathology</a> Molecular diagnostic pathology Immunopathology Immunology	13	11	0.846	16	13	0.813	937	316	0.337
2	490	10630	521897	<a href="#">Bindu Madhavi Boddupalli</a>	 <a href="#">Kenya</a>	<a href="#">Mount Kenya University</a>	<a href="#">Medical and Health Sciences / Pharmacy &amp; Pharmaceutical Sciences</a> Pharmacy and Novel Drug Delivery	13	11	0.846	19	12	0.632	931	531	0.570
216	491	10665	522999	<a href="#">Joshua Kayima</a>	 <a href="#">Kenya</a>	<a href="#">University of Nairobi</a>	<a href="#">Medical and Health Sciences / Nephrology</a> Internal Medicine Nephrology	13	9	0.692	15	9	0.600	884	411	0.465
10	492	10666	523065	<a href="#">Beatrice Wambui Muriithi</a>	 <a href="#">Kenya</a>	<a href="#">International Centre of Insect Physiology and Ecology</a>	<a href="#">Socio-Economist, Social Science and Impact Assessment Unit, International Centre for ...</a> Impact evaluation Gender analysis Technology adoption Monitoring and evaluation Applied micro-econometrics	13	13	1.000	16	15	0.938	881	776	0.881
42	493	10675	523259	<a href="#">Wilson Njue</a>	 <a href="#">Kenya</a>	<a href="#">Kenyatta University</a>	<a href="#">Natural Sciences / Chemical Sciences</a> organic chemistry medicinal plants organic synthesis	13	11	0.846	13	12	0.923	874	374	0.428
50	494	10691	523655	<a href="#">Fred Wamunyokoli</a>	 <a href="#">Kenya</a>	<a href="#">Jomo Kenyatta University of Agriculture and Technology</a>	<a href="#">Associate Professor, Jomo Kenyatta University of Agriculture and Technology</a> Molecular Biology Biochemistry Virology Malaria Cancer	13	12	0.923	14	14	1.000	859	618	0.719
51	495	10698	523830	<a href="#">Juliette R Ongus</a>	 <a href="#">Kenya</a>	<a href="#">Jomo Kenyatta University of Agriculture and Technology</a>	<a href="#">Medical and Health Sciences / Virology</a> Virology	13	11	0.846	15	12	0.800	852	475	0.558
217	496	10715	524216	<a href="#">Catherine Nkirote Kunyanga</a>	 <a href="#">Kenya</a>	<a href="#">University of Nairobi</a>	<a href="#">Engineering &amp; Technology / Food Science and Engineering</a> Food Science Nutrition Postharvest Technology Food safety and Processing value addition	13	11	0.846	15	13	0.867	838	572	0.683
218	497	10739	524770	<a href="#">Paul N. Ndegwa</a>	 <a href="#">Kenya</a>	<a href="#">University of Nairobi</a>	<a href="#">Agriculture &amp; Forestry / Entomology &amp; Pesticides</a> Entomology	13	11	0.846	18	12	0.667	819	464	0.567
21	498	10744	524864	<a href="#">Andrea J. Melnikas</a>	 <a href="#">Kenya</a>	<a href="#">Population Council</a>	<a href="#">Population Council</a> adolescent health family formation child marriage qualitative methods program evaluation	13	11	0.846	14	11	0.786	816	416	0.510
219	499	10750	524935	<a href="#">Mirie Mwangi</a>	 <a href="#">Kenya</a>	<a href="#">University of Nairobi</a>	<a href="#">Economics &amp; Econometrics / Accounting &amp; Finance</a> Performance Management	13	13	1.000	19	16	0.842	813	677	0.833
43	500	10752	524960	<a href="#">David M Mulbah Jr</a>	 <a href="#">Kenya</a>	<a href="#">Kenyatta University</a>	<a href="#">Engineering &amp; Technology / Environmental Science &amp; Engineering</a> Climate change and Adaptation Gender and Development	13	8	0.615	13	8	0.615	813	334	0.411



AD Scientific Index - 2022 Kenya Top 1.000 Scientists								H INDEX			i10 INDEX			CITATION		
University	Country	Region	World	Name	Country	University	Subject	Total	Last 5 year	Last 5 year / total	Total	Last 5 year	Last 5 year / total	Total	Last 5 year	Last 5 year / total
45	501	10781	525744	<a href="#">Sophie Ochola</a>	 Kenya	<a href="#">Kenyatta University</a>	<a href="#">Medical and Health Sciences / Nutrition and Dietetics</a>	13	12	0.923	16	14	0.875	789	675	0.856
44	502	10792	525945	<a href="#">Caroline Langat Thoruwa</a>	 Kenya	<a href="#">Kenyatta University</a>	<a href="#">Natural Sciences / Chemical Sciences</a> Organic Chemistry Natural Products Chemistry Phytochemistry Biodiesel	13	9	0.692	14	9	0.643	783	251	0.321
14	503	10812	526284	<a href="#">Josphert N. Kimatu</a>	 Kenya	<a href="#">South Eastern Kenya University</a>	<a href="#">Agriculture &amp; Forestry / Plant Science</a> Epigenetics Microbiology Health Biodiversity Sustainable development	13	11	0.846	17	11	0.647	773	414	0.536
52	504	10833	526698	<a href="#">John Mwangi Gathenya</a>	 Kenya	<a href="#">Jomo Kenyatta University of Agriculture and Technology</a>	<a href="#">Agriculture &amp; Forestry / Agricultural and Biosystems Engineering</a> Water Resources Hydrology Climate Change Ecosystem Services Water Stewardship	13	11	0.846	21	14	0.667	761	616	0.809
8	505	10847	526918	<a href="#">Romano Mwirichia</a>	 Kenya	<a href="#">University of Embu</a>	<a href="#">Medical and Health Sciences / Microbiology</a> Microbiology	13	12	0.923	21	14	0.667	755	553	0.732
221	506	10855	527036	<a href="#">Emily Rogena</a>	 Kenya	<a href="#">University of Nairobi</a>	<a href="#">Medical and Health Sciences / Forensic Medicine</a> Forensic Pathology Haematoncology Immunohistochemistry	13	12	0.923	15	12	0.800	752	373	0.496
1	507	10937	529026	<a href="#">Jeffrey Rowlings</a>	 Kenya	<a href="#">Zetech University</a>	<a href="#">Engineering &amp; Technology / Engineering</a> Software Engineering Data Science Machine Learning	13	8	0.615	17	7	0.412	701	223	0.318
46	508	10950	529242	<a href="#">Ibrahim Oanda Ogachi</a>	 Kenya	<a href="#">Kenyatta University</a>	<a href="#">Education / Education</a> Higher Education Governance Africa	13	12	0.923	17	13	0.765	696	452	0.649
12	509	10968	529508	<a href="#">Reuben Muasya</a>	 Kenya	<a href="#">South Eastern Kenya University</a>	<a href="#">Agriculture &amp; Forestry / Agriculture</a> Agriculture Climate change Seed science Seed technology Crop production	13	10	0.769	17	10	0.588	690	350	0.507
54	510	10989	529868	<a href="#">James Wambua Kaluli</a>	 Kenya	<a href="#">Jomo Kenyatta University of Agriculture and Technology</a>	<a href="#">Engineering &amp; Technology / Environmental Science &amp; Engineering</a> Engineering Materials and Environment	13	10	0.769	21	11	0.524	681	444	0.652
47	511	11003	530147	<a href="#">Ezekiel Mugendi Njeru</a>	 Kenya	<a href="#">Kenyatta University</a>	<a href="#">Medical and Health Sciences / Biochemistry</a> Environmental and Applied Microbiology	13	13	1.000	16	16	1.000	675	631	0.935
8	512	11009	530231	<a href="#">Richard B Nyaoga</a>	 Kenya	<a href="#">Egerton University</a>	<a href="#">Economics &amp; Econometrics / Accounting &amp; Finance</a> Management Science	13	12	0.923	17	16	0.941	673	458	0.681
55	513	11020	530416	<a href="#">Mabel O Imbuga</a>	 Kenya	<a href="#">Jomo Kenyatta University of Agriculture and Technology</a>	<a href="#">Medical and Health Sciences / Medical Microbiology</a> Biochemistry medical microbiology immunology health sciences	13	8	0.615	16	8	0.500	669	300	0.448
251	514	11023	530506	<a href="#">Muthoni Mathai</a>	 Kenya	<a href="#">University of Nairobi</a>	<a href="#">Medical and Health Sciences / Psychiatry</a> Psychiatry	13	12	0.923	15	13	0.867	667	551	0.826
223	515	11025	530582	<a href="#">Anne Mbwayo</a>	 Kenya	<a href="#">University of Nairobi</a>	<a href="#">Social Sciences / Psychology</a> psychology	13	12	0.923	17	14	0.824	665	466	0.701
222	516	11030	530619	<a href="#">Oa K'akumu</a>	 Kenya	<a href="#">University of Nairobi</a>	<a href="#">Economics &amp; Econometrics / Economics</a> Urban Land Use Housing Environment and Institutional Economics	13	11	0.846	18	12	0.667	664	305	0.459

AD Scientific Index - 2022 Kenya Top 1.000 Scientists								H INDEX			i10 INDEX			CITATION		
University	Country	Region	World	Name	Country	University	Subject	Total	Last 5 year	Last 5 year / total	Total	Last 5 year	Last 5 year / total	Total	Last 5 year	Last 5 year / total
3	517	11044	530824	<a href="#">Linus Gitonga</a>	 Kenya	<a href="#">Karatina University</a>	<a href="#">Agriculture &amp; Forestry / Entomology &amp; Pesticides</a> Agricultural Entomology	13	12	0.923	15	14	0.933	660	336	0.509
62	518	11046	530835	<a href="#">Anthony Kibira Wanjoya</a>	 Kenya	<a href="#">Jomo Kenyatta University of Agriculture and Technology</a>	<a href="#">Natural Sciences / Statistics</a> Small area estimation	13	11	0.846	13	12	0.923	660	379	0.574
22	519	11061	531055	<a href="#">Aparna Jain</a>	 Kenya	<a href="#">Population Council</a>	<a href="#">Population Council</a>	13	9	0.692	16	7	0.438	655	359	0.548
224	520	11072	531131	<a href="#">Washington H. Asembo Olima</a>	 Kenya	<a href="#">University of Nairobi</a>	<a href="#">Economics &amp; Econometrics / Economics</a> Land taxation Land economics Housing	13	9	0.692	19	9	0.474	653	285	0.436
225	521	11101	531624	<a href="#">JF Onyango</a>	 Kenya	<a href="#">University of Nairobi</a>	<a href="#">Medical and Health Sciences / Dentistry</a> Oral and maxillofacial oncology	13	7	0.538	17	6	0.353	642	164	0.255
48	522	11102	531627	<a href="#">John Maina Ngugi</a>	 Kenya	<a href="#">Kenyatta University</a>	<a href="#">Medical and Health Sciences / Pediatrics and Child Health</a> PAEDIATRIC CARDIOLOGY	13	11	0.846	16	11	0.688	642	434	0.676
2	523	11118	531806	<a href="#">Naumih Noah</a>	 Kenya	<a href="#">United States International University</a>	<a href="#">Natural Sciences / Chemical Sciences</a> Biosensors Green Chemistry Nanochemistry Infectious Diseases	13	11	0.846	16	13	0.813	638	500	0.784
20	524	11122	531852	<a href="#">Patrick Ayiecho Olweny</a>	 Kenya	<a href="#">Maseno University</a>	<a href="#">Engineering &amp; Technology / Food Science and Engineering</a> GENETICS (POPULATION and QUANTITATIVE GENETIC) PLANT BREEDING CROP EVOLUTION BIOTECHNOLOGY POLITICS AND COMMUNITY DEVELOPMENT	13	9	0.692	16	7	0.438	637	196	0.308
226	525	11160	532465	<a href="#">Isaac Jumba</a>	 Kenya	<a href="#">University of Nairobi</a>	<a href="#">Natural Sciences / Chemical Sciences</a> Analytical Chemistry Environmental Chemistry Animal Health Research Chemical Pollution	13	9	0.692	18	8	0.444	624	201	0.322
21	526	11170	532542	<a href="#">Boniface Oluoch Oindo</a>	 Kenya	<a href="#">Maseno University</a>	<a href="#">Engineering &amp; Technology / Engineering</a> Terrestrial ecology biodiversity remote sensing and GIS Environmental statistics.	13	7	0.538	14	6	0.429	623	220	0.353
1	527	11223	533307	<a href="#">Dionysious Kihika Kiambi</a>	 Kenya	<a href="#">Pan Africa Christian University</a>	<a href="#">Medical and Health Sciences / Veterinary Sciences</a> Molecular breeding conservation and utilization of genetic resources agricultural biodiversity	13	9	0.692	20	8	0.400	607	323	0.532
5	528	11226	533326	<a href="#">Gitonga Nkanata Mburugu</a>	 Kenya	<a href="#">Meru University of Science &amp; Technology</a>	<a href="#">Medical and Health Sciences / Microbiology</a> Microbiology	13	11	0.846	16	12	0.750	607	319	0.526
1	529	11241	533487	<a href="#">Josephat Nyagero</a>	 Kenya	<a href="#">Amref International University</a>	<a href="#">Amref International University</a> Community Health Public Health Demography Epidemiology Reproductive Health	13	12	0.923	14	13	0.929	604	488	0.808
56	530	11245	533541	<a href="#">Simon Mdondo Wandera</a>	 Kenya	<a href="#">Jomo Kenyatta University of Agriculture and Technology</a>	<a href="#">JKUAT</a> Civil Engineering	13	13	1.000	14	14	1.000	603	600	0.995
227	531	11257	533664	<a href="#">Seth Kisia</a>	 Kenya	<a href="#">University of Nairobi</a>	<a href="#">Medical and Health Sciences / Veterinary Sciences</a> Fish biology and anatomical studies environmental contamination	13	9	0.692	17	9	0.529	600	243	0.405

AD Scientific Index - 2022 Kenya Top 1.000 Scientists								H INDEX			i10 INDEX			CITATION		
University	Country	Region	World	Name	Country	University	Subject	Total	Last 5 year	Last 5 year / total	Total	Last 5 year	Last 5 year / total	Total	Last 5 year	Last 5 year / total
3	532	11276	533870	<a href="#">David N Kuria</a>	 <a href="#">Kenya</a>	<a href="#">Dedan Kimathi University of Technology (Kimathi University College of Technology)</a>	<a href="#">Engineering &amp; Technology / Electrical &amp; Electronic Engineering</a> Remote sensing passive microwave radar geoinformatics Land Information Management Systems	13	11	0.846	16	12	0.750	596	423	0.710
228	533	11278	533922	<a href="#">Anthony Wambugu</a>	 <a href="#">Kenya</a>	<a href="#">University of Nairobi</a>	<a href="#">Economics &amp; Econometrics / Economics</a> Labor economics Human capital investments poverty	13	8	0.615	16	7	0.438	595	201	0.338
9	534	11304	534262	<a href="#">Oscar Ingasia Ayuya</a>	 <a href="#">Kenya</a>	<a href="#">Egerton University</a>	<a href="#">Agriculture &amp; Forestry / Agricultural Economics</a> Impact evaluation and analysis of developmental interventions food quality and standards agricultural value chain analysis an	13	12	0.923	15	15	1.000	588	512	0.871
229	535	11305	534269	<a href="#">Francis Kibera</a>	 <a href="#">Kenya</a>	<a href="#">University of Nairobi</a>	<a href="#">Business &amp; Management / Strategic Management</a> Strategic Marketing and Management	13	10	0.769	14	10	0.714	588	350	0.595
230	536	11320	534417	<a href="#">James Gathungu</a>	 <a href="#">Kenya</a>	<a href="#">University of Nairobi</a>	<a href="#">Business &amp; Management / Business Administration</a> Strategy and Entrepreneurship	13	13	1.000	14	14	1.000	585	494	0.844
28	537	11323	534444	<a href="#">Elkanah Omenge Orang'o</a>	 <a href="#">Kenya</a>	<a href="#">Moi University</a>	Reproductive health Gynecologic cancers cancer prevention and control	13	13	1.000	18	16	0.889	584	459	0.786
57	538	11330	534510	<a href="#">David Mwehia Mburu</a>	 <a href="#">Kenya</a>	<a href="#">Jomo Kenyatta University of Agriculture and Technology</a>	<a href="#">Agriculture &amp; Forestry / Soil Sciences and Plant Nutrition</a> soil conservation Integrated Water Resources Management Land degradation Dryland agriculture	13	11	0.846	16	12	0.750	583	365	0.626
231	539	11367	534972	<a href="#">Chitere Preston</a>	 <a href="#">Kenya</a>	<a href="#">University of Nairobi</a>	<a href="#">Social Sciences / Social Work</a> Sociology and Social Work	13	8	0.615	13	7	0.538	574	222	0.387
2	540	11375	535048	<a href="#">Anakalo Alfred Shitandi</a>	 <a href="#">Kenya</a>	<a href="#">Kisii University</a>	<a href="#">Medical and Health Sciences / Microbiology</a> Research led education. Specific research seek to study novel biologically active products from food-water systems and their bio	13	11	0.846	18	12	0.667	572	295	0.516
232	541	11378	535068	<a href="#">Geoffrey Kironchi</a>	 <a href="#">Kenya</a>	<a href="#">University of Nairobi</a>	<a href="#">Agriculture &amp; Forestry / Soil Sciences and Plant Nutrition</a> Soil and Water Management Environment	13	10	0.769	15	10	0.667	572	336	0.587
9	542	11399	535265	<a href="#">Fred Amimo</a>	 <a href="#">Kenya</a>	<a href="#">Jaramogi Oginga Odinga University of Science &amp; Technology (Bondo University College)</a>	<a href="#">Engineering &amp; Technology / Biomedical Engineering</a> Medical entomology Biomedical/Health sciences	13	11	0.846	13	11	0.846	568	371	0.653
10	543	11436	535524	<a href="#">Joshua Kiprotich Kibet</a>	 <a href="#">Kenya</a>	<a href="#">Egerton University</a>	<a href="#">Natural Sciences / Chemical Sciences</a> Physical and environmental Chemistry	13	13	1.000	16	16	1.000	562	471	0.838
233	544	11446	535639	<a href="#">Wadi Wamitila</a>	 <a href="#">Kenya</a>	<a href="#">University of Nairobi</a>	<a href="#">Social Sciences / Linguistics and Literature</a> Literature Poetry and Kiswahili Criticism	13	7	0.538	14	7	0.500	560	230	0.411
234	545	11485	536080	<a href="#">Patrick Chalo Mutiso</a>	 <a href="#">Kenya</a>	<a href="#">University of Nairobi</a>	<a href="#">Natural Sciences / Biological Science</a> Plant Taxonomy Ethno-botany Conservation Curation	13	9	0.692	14	9	0.643	551	291	0.528
235	546	11492	536170	<a href="#">Evelyn Wagaiyu</a>	 <a href="#">Kenya</a>	<a href="#">University of Nairobi</a>	<a href="#">Medical and Health Sciences / Dentistry</a> Periodontology and Community Dentistry	13	10	0.769	15	10	0.667	549	229	0.417

AD Scientific Index - 2022 Kenya Top 1.000 Scientists								H INDEX			i10 INDEX			CITATION		
University	Country	Region	World	Name	Country	University	Subject	Total	Last 5 year	Last 5 year / total	Total	Last 5 year	Last 5 year / total	Total	Last 5 year	Last 5 year / total
2	547	11493	536177	<a href="#">Cosmas Munga</a>	 Kenya	<a href="#">Technical University of Mombasa (Mombasa Polytechnic University College)</a>	<a href="#">Agriculture &amp; Forestry / Fisheries</a> Marine and fisheries sciences	13	10	0.769	14	12	0.857	549	401	0.730
10	548	11540	536682	<a href="#">Peter Aloka</a>	 Kenya	<a href="#">Jaramogi Oginga Odinga University of Science &amp; Technology (Bondo University College)</a>	<a href="#">Education / Educational Psychology</a> Educational Psychology Research Methods	13	12	0.923	16	14	0.875	538	493	0.916
236	549	11576	536984	<a href="#">George N Karuku</a>	 Kenya	<a href="#">University of Nairobi</a>	<a href="#">Agriculture &amp; Forestry / Soil Sciences and Plant Nutrition</a> Research and Teaching • Land resources management and Agricultural technology • Modelling for Irrigation water application	13	13	1.000	19	19	1.000	531	490	0.923
65	550	11607	537231	<a href="#">Jaya Shukla</a>	 Kenya	<a href="#">Jomo Kenyatta University of Agriculture and Technology</a>	<a href="#">Economics &amp; Econometrics / Economics</a> Economics	13	13	1.000	19	18	0.947	526	503	0.956
5	551	11644	537675	<a href="#">Paul Baki</a>	 Kenya	<a href="#">Technical University of Kenya</a>	<a href="#">Natural Sciences / Physics</a> Space Physics	13	11	0.846	16	12	0.750	517	337	0.652
1	552	11647	537710	<a href="#">Joel Wekesa</a>	 Kenya	<a href="#">University of Eastern Africa Baraton</a>	<a href="#">Engineering &amp; Technology / Civil Engineering</a> Internet and technology	13	7	0.538	17	6	0.353	516	182	0.353
237	553	11649	537720	<a href="#">Pankaj Jani</a>	 Kenya	<a href="#">University of Nairobi</a>	<a href="#">Medical and Health Sciences / General Surgery</a> Gi Surgery GI ENDOSCOPY AND LAPAROSCOPY SURGERY	13	11	0.846	15	11	0.733	516	343	0.665
2	554	11673	537986	<a href="#">Kariithi Hm</a>	 Kenya	<a href="#">Kenya Agricultural &amp; Livestock Research Organization</a>	<a href="#">Biotechnology Research Institute, Kenya Agricultural and Livestock Research Organization</a> ... Molecular Virology Biotechnology Microbiology Vaccines & Diagnostics	13	11	0.846	16	12	0.750	510	340	0.667
238	555	11692	538183	<a href="#">Paul O Odula</a>	 Kenya	<a href="#">University of Nairobi</a>	<a href="#">Medical and Health Sciences / Anatomy</a> Surgical anatomy Abdominal wall hernia Comparative anatomy of the fibrous anterior abdominal wall Connective tissue research	13	9	0.692	13	8	0.615	506	278	0.549
239	556	11712	538377	<a href="#">Fawzia Butt</a>	 Kenya	<a href="#">University of Nairobi</a>	<a href="#">Medical and Health Sciences / Dentistry</a> Maxillofacial Surgery and Human anatomy	13	10	0.769	17	11	0.647	501	246	0.491
209	557	11731	538550	<a href="#">David N. Mungai</a>	 Kenya	<a href="#">University of Nairobi</a>	<a href="#">Engineering &amp; Technology / Meteorology &amp; Atmospheric Sciences</a> Agricultural Meteorology Sustainability Science	13	5	0.385	19	4	0.211	497	107	0.215
1	558	11768	538939	<a href="#">Peter Arama</a>	 Kenya	<a href="#">Rongo University</a>	<a href="#">Agriculture &amp; Forestry / Plant Science</a> Plant pathology Integrated pest management (IPM) Plant breeding Insect pathology Plant resistance	13	11	0.846	17	11	0.647	489	288	0.589
29	559	11781	539128	<a href="#">Josphat Igadwa Mwasiagi</a>	 Kenya	<a href="#">Moi University</a>	<a href="#">Engineering &amp; Technology / Textile Engineering</a> textiles cotton spinning dyeing coloration	13	10	0.769	16	11	0.688	485	347	0.715
















AD Scientific Index - 2022 Kenya Top 1.000 Scientists								H INDEX			i10 INDEX			CITATION		
University	Country	Region	World	Name	Country	University	Subject	Total	Last 5 year	Last 5 year / total	Total	Last 5 year	Last 5 year / total	Total	Last 5 year	Last 5 year / total
240	560	11790	539264	<a href="#">Elijah Kipngetich Biamah</a>	 Kenya	<a href="#">University of Nairobi</a>	<a href="#">Engineering &amp; Technology / Environmental Science &amp; Engineering</a> environment water and natural resources	13	7	0.538	14	5	0.357	482	149	0.309
11	561	11794	539327	<a href="#">Pamela Raburu</a>	 Kenya	<a href="#">Jaramogi Oginga Odinga University of Science &amp; Technology (Bondo University College)</a>	<a href="#">Social Sciences / Psychology</a> Educational Psychology- motivation self efficacy personality parenting styles Gender issues	13	12	0.923	16	15	0.938	480	449	0.935
49	562	11857	540038	<a href="#">Ethel Monda</a>	 Kenya	<a href="#">Kenyatta University</a>	<a href="#">Agriculture &amp; Forestry / Plant Science</a> Plant diseases mycotoxins medical microbes	13	10	0.769	16	11	0.688	463	302	0.652
58	563	11875	540183	<a href="#">Lucy Kananu Murungi</a>	 Kenya	<a href="#">Jomo Kenyatta University of Agriculture and Technology</a>	<a href="#">Agriculture &amp; Forestry / Entomology &amp; Pesticides</a> Plant-Pest Interactions Agricultural Entomology Plant Nematology Integrated Pest Management Safe Use of Pesticides	13	13	1.000	17	16	0.941	459	412	0.898
12	564	11877	540205	<a href="#">Joseph Bosire</a>	 Kenya	<a href="#">Jaramogi Oginga Odinga University of Science &amp; Technology (Bondo University College)</a>	<a href="#">Education / Education</a> Curriculum Planning Entrepreneurship Education High Education Management	13	8	0.615	14	7	0.500	459	294	0.641
4	565	11887	540334	<a href="#">Eddy Owaga</a>	 Kenya	<a href="#">Dedan Kimathi University of Technology (Kimathi University College of Technology)</a>	<a href="#">Engineering &amp; Technology / Food Science and Engineering</a> Food Science and Nutrition	13	11	0.846	16	13	0.813	455	356	0.782
241	566	11897	540472	<a href="#">Francis B Mwaura</a>	 Kenya	<a href="#">University of Nairobi</a>	<a href="#">Medical and Health Sciences / Microbiology</a> Applied environmental microbiology	13	11	0.846	17	11	0.647	451	345	0.765
22	567	11915	540802	<a href="#">C Kowenje</a>	 Kenya	<a href="#">Maseno University</a>	<a href="#">Natural Sciences / Chemical Sciences</a> Chemistry Water catalysis	13	10	0.769	15	12	0.800	442	326	0.738
2	568	11933	541047	<a href="#">Sylvia Opiyo</a>	 Kenya	<a href="#">Murang'a University of Technology</a>	<a href="#">Murang'a University of Technology</a> Organic chemistry Analytical chemistry Natural products Synthesis	13	12	0.923	21	17	0.810	434	355	0.818
242	569	11972	541549	<a href="#">Elisha Ondieki Makori</a>	 Kenya	<a href="#">University of Nairobi</a>	<a href="#">Engineering &amp; Technology / Computer Science</a> Information and knowledge management Information communication technology Cloud computing and automation of information	13	12	0.923	14	13	0.929	417	297	0.712
3	570	11990	541828	<a href="#">Kamau Ngamau</a>	 Kenya	<a href="#">Co-operative University of Kenya</a>	<a href="#">Agriculture &amp; Forestry / Agriculture</a> Agriculture Horticulture Floriculture Biotechnology	13	10	0.769	15	10	0.667	406	257	0.633
5	571	12018	542353	<a href="#">Gerald Muthakia</a>	 Kenya	<a href="#">Dedan Kimathi University of Technology (Kimathi University College of Technology)</a>	<a href="#">Natural Sciences / Chemical Sciences</a> Physical and applied Chemistry	13	9	0.692	13	8	0.615	372	173	0.465

AD Scientific Index - 2022 Kenya Top 1.000 Scientists								H INDEX			i10 INDEX			CITATION		
University	Country	Region	World	Name	Country	University	Subject	Total	Last 5 year	Last 5 year / total	Total	Last 5 year	Last 5 year / total	Total	Last 5 year	Last 5 year / total
3	572	12020	542406	<a href="#">Evans Raballah</a>	 Kenya	<a href="#">Masinde Muliro University of Science &amp; Technology</a>	<a href="#">Senior Lecturer, Masinde Muliro University of Science and Technology</a> Immunology Genetics Malaria COVID-19	13	12	0.923	15	13	0.867	367	263	0.717
11	573	12022	542445	<a href="#">Meshack Amos Obonyo</a>	 Kenya	<a href="#">Egerton University</a>	<a href="#">Medical and Health Sciences / Biochemistry</a> Mycotoxicology Insect-insect interactions Plant Stress Metabolism Diversity studies	13	11	0.846	13	11	0.846	363	294	0.810
23	574	12043	542683	<a href="#">Stephen Ogendo</a>	 Kenya	<a href="#">Maseno University</a>	<a href="#">Medical and Health Sciences / Cardiovascular Surgery</a> Cardiothoracic surgery	12	11	0.917	12	11	0.917	19166	18855	0.984
23	575	12079	544929	<a href="#">Nagavendra Kommineni</a>	 Kenya	<a href="#">Population Council</a>	<a href="#">Postdoctoral Fellow, Center For Biomedical Research, Population Council, Rockefeller ...</a> Pharmaceutics Sterile Product development Oral drug delivery Topical and Transdermal delivery Exosomal delivery of small mol	12	12	1.000	14	14	1.000	1617	1612	0.997
243	576	12093	545712	<a href="#">Julius Mwabora</a>	 Kenya	<a href="#">University of Nairobi</a>	<a href="#">Natural Sciences / Physics</a> Thin Films Solar energy Materials Solar Cells Energy	12	11	0.917	18	12	0.667	1408	426	0.303
59	577	12111	547020	<a href="#">Peter N Mwangi</a>	 Kenya	<a href="#">Jomo Kenyatta University of Agriculture and Technology</a>	<a href="#">Natural Sciences / Biological Science</a> Ecosystem ecology agro-ecologist ecosystem functions	12	10	0.833	14	10	0.714	1190	599	0.503
244	578	12150	548945	<a href="#">Lawrence Ikamari</a>	 Kenya	<a href="#">University of Nairobi</a>	<a href="#">Social Sciences / Population Studies</a> Demography Monitoring and Evaluation	12	8	0.667	14	8	0.571	991	508	0.513
12	579	12154	549111	<a href="#">Lilian Kirimi</a>	 Kenya	<a href="#">Egerton University</a>	<a href="#">Senior Research Fellow, Tegemeo Institute of Agricultural Policy and Development, Egerton University</a> Agricultural policy climate change credit value chains	12	10	0.833	18	14	0.778	977	729	0.746
13	580	12157	549244	<a href="#">Joshua Otieno Ogweno</a>	 Kenya	<a href="#">Egerton University</a>	<a href="#">Agriculture &amp; Forestry / Plant Science</a> Vegetable Production stress physiology Plant extracts	12	11	0.917	15	12	0.800	967	475	0.491
3	581	12161	549413	<a href="#">Anne Muriuki</a>	 Kenya	<a href="#">Kenya Agricultural &amp; Livestock Research Organization</a>	<a href="#">Principal Research Officer, Kenya Agricultural &amp; Livestock Research Organization</a> agriculture	12	9	0.750	14	9	0.643	955	663	0.694
6	582	12194	550647	<a href="#">Mundia CN</a>	 Kenya	<a href="#">Dedan Kimathi University of Technology (Kimathi University College of Technology)</a>	<a href="#">Engineering &amp; Technology / Engineering</a> Geomatic Engineering GIS Spatial Analysis Remote Sensing Modelling Environmental Assessment	12	11	0.917	15	12	0.800	876	499	0.570
50	583	12201	550792	<a href="#">George Kosimbei</a>	 Kenya	<a href="#">Kenyatta University</a>	<a href="#">Economics &amp; Econometrics / Economics</a> Health Economics Macroeconomics Econometrics	12	11	0.917	17	13	0.765	867	591	0.682
30	584	12213	550996	<a href="#">Joice Baliddawa</a>	 Kenya	<a href="#">Moi University</a>	<a href="#">behavioral sciences</a> behavioral sciences	12	9	0.750	13	9	0.692	857	410	0.478
31	585	12243	551817	<a href="#">Kiriamiti Henry Kirimi</a>	 Kenya	<a href="#">Moi University</a>	<a href="#">Engineering &amp; Technology / Engineering</a> Chemical and Bioenergy Engineering Processes	12	9	0.750	13	9	0.692	817	468	0.573

AD Scientific Index - 2022 Kenya Top 1.000 Scientists								H INDEX			i10 INDEX			CITATION		
University	Country	Region	World	Name	Country	University	Subject	Total	Last 5 year	Last 5 year / total	Total	Last 5 year	Last 5 year / total	Total	Last 5 year	Last 5 year / total
14	586	12253	552024	<a href="#">Bernard Kirui</a>	 Kenya	<a href="#">Egerton University</a>	<a href="#">Agriculture &amp; Forestry / Soil Sciences and Plant Nutrition</a> mangrove ecology soil carbon fluxes	12	12	1.000	13	12	0.923	807	482	0.597
3	587	12264	552296	<a href="#">Peter G. Kirira</a>	 Kenya	<a href="#">Mount Kenya University</a>	<a href="#">Medical and Health Sciences / Pharmacy &amp; Pharmaceutical Sciences</a> Natural Products Research Drug design and development Malaria and Cancer Research	12	10	0.833	13	10	0.769	795	322	0.405
13	588	12277	552571	<a href="#">Caroline AC</a>	 Kenya	<a href="#">South Eastern Kenya University</a>	<a href="#">Medical and Health Sciences / Biochemistry</a> Molecular Genetics Population Genetics molecular biology	12	10	0.833	12	10	0.833	784	292	0.372
15	589	12286	552708	<a href="#">Nancy W Mungai</a>	 Kenya	<a href="#">Egerton University</a>	<a href="#">Agriculture &amp; Forestry / Soil Sciences and Plant Nutrition</a> Rhizobiology Carbon and Nitrogen Cycling	12	10	0.833	16	12	0.750	778	499	0.641
7	590	12294	552931	<a href="#">Patrick Kariuki</a>	 Kenya	<a href="#">Dedan Kimathi University of Technology (Kimathi University College of Technology)</a>	<a href="#">Engineering &amp; Technology / Earth Sciences</a> Geoinformation Geosciences and Environmental sciences	12	9	0.750	15	9	0.600	768	402	0.523
6	591	12320	553384	<a href="#">Ayub Mo Oduor</a>	 Kenya	<a href="#">Technical University of Kenya</a>	<a href="#">Natural Sciences / Biological Science</a> Ecology Biological conservation	12	12	1.000	14	13	0.929	749	588	0.785
245	592	12328	553492	<a href="#">Enos Njeru</a>	 Kenya	<a href="#">University of Nairobi</a>	<a href="#">Social Sciences / Sociology</a> Sociology Anthropology	12	7	0.583	14	5	0.357	745	214	0.287
60	593	12333	553664	<a href="#">Mwanjala Alfred Mwasaru</a>	 Kenya	<a href="#">Jomo Kenyatta University of Agriculture and Technology</a>	<a href="#">Engineering &amp; Technology / Food Science and Engineering</a> Food Chemistry Cereal and Grain Legume Chemistry and Technology	12	10	0.833	14	10	0.714	739	318	0.430
246	594	12352	554025	<a href="#">Dufton Mugho</a>	 Kenya	<a href="#">University of Nairobi</a>	<a href="#">Medical and Health Sciences / Medical Microbiology</a> Virology molecular biology immunology	12	8	0.667	12	8	0.667	726	367	0.506
247	595	12358	554166	<a href="#">Agwanda A</a>	 Kenya	<a href="#">University of Nairobi</a>	<a href="#">Social Sciences / Population Studies</a> Demography	12	9	0.750	12	7	0.583	721	359	0.498
248	596	12372	554411	<a href="#">Frederick Bukachi</a>	 Kenya	<a href="#">University of Nairobi</a>	<a href="#">Medical and Health Sciences / Physiology</a> Cadiovascular Medicine and Physiology	12	9	0.750	14	7	0.500	713	334	0.468
51	597	12385	554638	<a href="#">Hannah Bula</a>	 Kenya	<a href="#">Kenyatta University</a>	<a href="#">Business &amp; Management / Human Resource Management</a> Entrepreneurship Human Resource Management and General Management	12	12	1.000	16	16	1.000	705	616	0.874
61	598	12393	554767	<a href="#">Sylvester Elikana Anami</a>	 Kenya	<a href="#">Jomo Kenyatta University of Agriculture and Technology</a>	<a href="#">Medical and Health Sciences / Nutrition and Dietetics</a> Biotechnology Nutrition and health	12	10	0.833	13	10	0.769	701	366	0.522
32	599	12398	554833	<a href="#">Barasa Otsyula</a>	 Kenya	<a href="#">Moi University</a>	<a href="#">Medical and Health Sciences / General Surgery</a> Cardio-thoracic surgery Oesophageal surgery	12	9	0.750	13	8	0.615	699	313	0.448

AD Scientific Index - 2022 Kenya Top 1.000 Scientists								H INDEX			i10 INDEX			CITATION		
University	Country	Region	World	Name	Country	University	Subject	Total	Last 5 year	Last 5 year / total	Total	Last 5 year	Last 5 year / total	Total	Last 5 year	Last 5 year / total
249	600	12402	554884	<a href="#">Esther Kanduma</a>	 Kenya	<a href="#">University of Nairobi</a>	<a href="#">Medical and Health Sciences / Biochemistry</a> Biochemistry Molecular Biology Ticks and tick borne diseases genetic diversity Tick systematics	12	10	0.833	15	10	0.667	697	321	0.461
250	601	12419	555264	<a href="#">Stephen Nzube</a>	 Kenya	<a href="#">University of Nairobi</a>	<a href="#">Business &amp; Management / Human Resource Management</a> Human Resources Management Practices Organizational Behavior Labour Relations Practices	12	10	0.833	15	10	0.667	685	362	0.528
33	602	12424	555365	<a href="#">Milton Marimi</a>	 Kenya	<a href="#">Moi University</a>	<a href="#">Engineering &amp; Technology / Energy Engineering</a> Energy and Environment	12	11	0.917	14	11	0.786	682	541	0.793
24	603	12453	555873	<a href="#">David Musyimi Musyimi</a>	 Kenya	<a href="#">Maseno University</a>	<a href="#">Natural Sciences / Biological Science</a> Agroforestry Environmental Microbiology and Plant Pathology	12	11	0.917	13	11	0.846	667	396	0.594
16	604	12458	555970	<a href="#">Nzula Kitaka</a>	 Kenya	<a href="#">Egerton University</a>	<a href="#">Associate Professor in Aquatic Science</a> Nutrients dynamics in aquatic systems Eutrophication prognosis Climate Change Impacts and Copying Strategies Ecology of Livelihoods	12	10	0.833	16	10	0.625	664	377	0.568
4	605	12482	556382	<a href="#">William A Shivoga</a>	 Kenya	<a href="#">Masinde Muliro University of Science &amp; Technology</a>	<a href="#">Natural Sciences / Biological Science</a> Limnology Microbial Ecology	12	11	0.917	16	13	0.813	652	324	0.497
52	606	12550	557341	<a href="#">Peter Mwaura</a>	 Kenya	<a href="#">Kenyatta University</a>	<a href="#">Education / Educational Psychology</a> multivariate methods early child psychology the role of play in children development	12	9	0.750	14	9	0.643	626	325	0.519
7	607	12577	557631	<a href="#">Tom Kwanya</a>	 Kenya	<a href="#">Technical University of Kenya</a>	<a href="#">Engineering &amp; Technology / Electrical &amp; Information Engineering</a> knowledge management information science communication public relations web publishing	12	10	0.833	16	12	0.750	618	434	0.702
252	608	12594	557830	<a href="#">Rambo Charles Mallans</a>	 Kenya	<a href="#">University of Nairobi</a>	<a href="#">Economics &amp; Econometrics / Accounting &amp; Finance</a> Finance Accounting Business Management Research Project Financing.	12	10	0.833	13	10	0.769	613	366	0.597
53	609	12596	557847	<a href="#">Anthony Nyamache</a>	 Kenya	<a href="#">Kenyatta University</a>	<a href="#">Medical and Health Sciences / Medicine</a> Virology bacteriology and mycology	12	12	1.000	18	15	0.833	612	469	0.766
63	610	12624	558192	<a href="#">Rebecca Waihenya</a>	 Kenya	<a href="#">Jomo Kenyatta University of Agriculture and Technology</a>	<a href="#">Medical and Health Sciences / Parasitology</a> Immunology Parasitology and Microbiology	12	10	0.833	13	10	0.769	604	304	0.503
11	611	12629	558220	<a href="#">Frank Chidawanyika</a>	 Kenya	<a href="#">International Centre of Insect Physiology and Ecology</a>	<a href="#">Research Scientist, ICIPE</a> biocontrol ecophysiology sustainable intensification agroecology biodiversity	12	12	1.000	15	15	1.000	603	479	0.794
3	612	12631	558235	<a href="#">Bethwell Owuor</a>	 Kenya	<a href="#">Kisii University</a>	<a href="#">Agriculture &amp; Forestry / Plant Science</a> Phytochemistry bioactivity plant foods new drugs	12	10	0.833	13	10	0.769	603	391	0.648
253	613	12667	558635	<a href="#">Herbert Oburra</a>	 Kenya	<a href="#">University of Nairobi</a>	<a href="#">Medical and Health Sciences / Otorhinolaryngology</a> Head and Neck Surgery	12	8	0.667	13	7	0.538	593	203	0.342



AD Scientific Index - 2022 Kenya Top 1.000 Scientists								H INDEX			i10 INDEX			CITATION		
University	Country	Region	World	Name	Country	University	Subject	Total	Last 5 year	Last 5 year / total	Total	Last 5 year	Last 5 year / total	Total	Last 5 year	Last 5 year / total
5	614	12671	558670	<a href="#">John Obiri</a>	 Kenya	<a href="#">Masinde Muliro University of Science &amp; Technology</a>	<a href="#">Engineering &amp; Technology / Environmental Science &amp; Engineering</a> Environmental Management Disaster Risk Reduction Forest Ecology	12	8	0.667	13	6	0.462	592	247	0.417
25	615	12744	559492	<a href="#">Kakai Rose Muyoka</a>	 Kenya	<a href="#">Maseno University</a>	<a href="#">Medical and Health Sciences / Medical Microbiology</a> Antimicrobial resistance Enteric pathogens Infections and public health impact	12	9	0.750	14	9	0.643	572	256	0.448
254	616	12764	559725	<a href="#">Bernard Aduda</a>	 Kenya	<a href="#">University of Nairobi</a>	<a href="#">Natural Sciences / Physics</a> materials science	12	8	0.667	19	7	0.368	566	222	0.392
26	617	12773	559858	<a href="#">John Odwar Agak</a>	 Kenya	<a href="#">Maseno University</a>	<a href="#">Education / Guidance and Counseling</a> Academic Achievement studies psychometrics Reading research Counseling studies	12	10	0.833	16	11	0.688	563	391	0.694
255	618	12778	559871	<a href="#">Gathura Peter</a>	 Kenya	<a href="#">University of Nairobi</a>	<a href="#">Medical and Health Sciences / Veterinary Sciences</a> Veterinary public health environmental impact assesment	12	9	0.750	14	8	0.571	563	225	0.400
64	619	12795	559997	<a href="#">George Otieno Orwa</a>	 Kenya	<a href="#">Jomo Kenyatta University of Agriculture and Technology</a>	<a href="#">Natural Sciences / Mathematics</a> Mathematics and Statistics	12	11	0.917	15	12	0.800	560	499	0.891
257	620	12800	560039	<a href="#">Stephen Gichovi Mbogoh</a>	 Kenya	<a href="#">University of Nairobi</a>	<a href="#">Agriculture &amp; Forestry / Agricultural Economics</a> agricultural marketing international trade project planning and management quantitative methods agricultural economics	12	7	0.583	16	5	0.313	559	227	0.406
256	621	12805	560055	<a href="#">Antony Ac Otieno</a>	 Kenya	<a href="#">University of Nairobi</a>	<a href="#">Medical and Health Sciences / Biochemistry</a> Genetics Molecular Biology	12	8	0.667	13	8	0.615	559	242	0.433
34	622	12821	560221	<a href="#">Simeon Kipkoach Mining</a>	 Kenya	<a href="#">Moi University</a>	<a href="#">Medical and Health Sciences / Medical Education</a> immunology oncology medical education parasitology	12	9	0.750	14	9	0.643	555	327	0.589
258	623	12836	560363	<a href="#">Nzioka Muthama</a>	 Kenya	<a href="#">University of Nairobi</a>	<a href="#">Engineering &amp; Technology / Energy Engineering</a> Air Climate and Climate Change	12	8	0.667	12	6	0.500	552	288	0.522
35	624	12867	560728	<a href="#">Thomas Kimeli Cheruiyot</a>	 Kenya	<a href="#">Moi University</a>	<a href="#">Business &amp; Management / Strategic Management</a> strategic management corporate social responsibility and governance and organisation studies	12	12	1.000	15	13	0.867	543	452	0.832
260	625	12932	561257	<a href="#">Joseph Nyasani</a>	 Kenya	<a href="#">University of Nairobi</a>	<a href="#">History. Philosophy. Theology / Philosophy</a> Philosophy Law and Logic	12	11	0.917	15	12	0.800	531	325	0.612
259	626	12938	561296	<a href="#">Horace Ochanda</a>	 Kenya	<a href="#">University of Nairobi</a>	<a href="#">Medical and Health Sciences / Parasitology</a> Professor of Applied Parasitology University of Nairobi	12	10	0.833	16	11	0.688	530	252	0.475
6	627	12966	561578	<a href="#">Judah Mualuko Ndiku</a>	 Kenya	<a href="#">Masinde Muliro University of Science &amp; Technology</a>	<a href="#">Education / Education</a> Educational Management peace and conflict studies	12	9	0.750	12	9	0.750	524	304	0.580
8	628	13014	562034	<a href="#">Alfred Orina Isaac</a>	 Kenya	<a href="#">Technical University of Kenya</a>	<a href="#">Medical and Health Sciences / Pharmacy &amp; Pharmaceutical Sciences</a> Pharmaceutical Sciences and Neuroscience	12	8	0.667	12	8	0.667	514	206	0.401

AD Scientific Index - 2022 Kenya Top 1.000 Scientists								H INDEX			i10 INDEX			CITATION		
University	Country	Region	World	Name	Country	University	Subject	Total	Last 5 year	Last 5 year / total	Total	Last 5 year	Last 5 year / total	Total	Last 5 year	Last 5 year / total
2	629	13049	562310	<a href="#">Benedict Mwavu Mutua</a>	 Kenya	<a href="#">Kibabii University</a>	<a href="#">Engineering &amp; Technology / Environmental Science &amp; Engineering</a> Water Resources Engineering Hydrology Drought and floods modelling	12	12	1.000	17	15	0.882	507	357	0.704
13	630	13081	562607	<a href="#">Reuben Oyoo Mosi</a>	 Kenya	<a href="#">Jaramogi Oginga Odinga University of Science &amp; Technology (Bondo University College)</a>	<a href="#">Medical and Health Sciences / Veterinary Sciences</a> Animal science animal breeding animal production	12	8	0.667	14	8	0.571	501	195	0.389
14	631	13082	562614	<a href="#">Mugatsia Tsingalia</a>	 Kenya	<a href="#">Jaramogi Oginga Odinga University of Science &amp; Technology (Bondo University College)</a>	<a href="#">Natural Sciences / Biological Science</a> Tropical Forest Ecology Biodiversity Conservation and Ecosystem Restoration	12	8	0.667	13	7	0.538	501	149	0.297
261	632	13116	562881	<a href="#">Gladys Opinya</a>	 Kenya	<a href="#">University of Nairobi</a>	<a href="#">Medical and Health Sciences / Dentistry</a> Dentistry Children Flouride Carries Leadership and Mentorship	12	7	0.583	12	5	0.417	495	137	0.277
3	633	13121	562916	<a href="#">Huxley M. Makonde</a>	 Kenya	<a href="#">Technical University of Mombasa (Mombasa Polytechnic University College)</a>	<a href="#">Medical and Health Sciences / Biochemistry</a> Biotechnology Mycology Biochemistry and Molecular Biology	12	11	0.917	13	11	0.846	494	441	0.893
262	634	13153	563199	<a href="#">Rahab W. Munenge</a>	 Kenya	<a href="#">University of Nairobi</a>	<a href="#">Medical and Health Sciences / Pharmacy &amp; Pharmaceutical Sciences</a> Pharmacology ethinopharmacology	12	6	0.500	13	3	0.231	488	164	0.336
263	635	13177	563390	<a href="#">Amir Yusuf</a>	 Kenya	<a href="#">University of Nairobi</a>	<a href="#">Natural Sciences / Chemical Sciences</a> Organic analytical and environmental chemistry	12	10	0.833	16	11	0.688	483	330	0.683
3	636	13182	563411	<a href="#">Angelina Nduku Kioko</a>	 Kenya	<a href="#">United States International University</a>	<a href="#">Social Sciences / Linguistics and Literature</a> Theoretical linguistics English Language Teaching multilingual matters language in education	12	8	0.667	13	7	0.538	483	225	0.466
17	637	13190	563481	<a href="#">John Masani Nduko</a>	 Kenya	<a href="#">Egerton University</a>	<a href="#">Engineering &amp; Technology / Food Science and Engineering</a> Microbial Biotechnology	12	12	1.000	15	15	1.000	481	370	0.769
54	638	13229	563753	<a href="#">Ruth Kahuthia Gathu</a>	 Kenya	<a href="#">Kenyatta University</a>	<a href="#">Agriculture &amp; Forestry / Agriculture</a> Use of Biological control in pest control	12	10	0.833	14	10	0.714	475	299	0.629
2	639	13263	564046	<a href="#">Elizabeth Role</a>	 Kenya	<a href="#">University of Eastern Africa Baraton</a>	<a href="#">Education / Mathematics and Science Education</a> Mathematics Education Research Statistics	12	10	0.833	14	11	0.786	468	331	0.707
265	640	13265	564071	<a href="#">Lucy W. Njagi</a>	 Kenya	<a href="#">University of Nairobi</a>	<a href="#">Medical and Health Sciences / Veterinary Sciences</a> Avian medicine	12	10	0.833	17	12	0.706	467	288	0.617
9	641	13275	564134	<a href="#">Linnet Onger</a>	 Kenya	<a href="#">Kenya Medical Research Institute</a>	<a href="#">Kenya Medical Research Institute</a> Global Mental Health Suicide Psychiatric Epidemiology	12	12	1.000	13	13	1.000	466	426	0.914
264	642	13281	564177	<a href="#">Hellen Kariuki</a>	 Kenya	<a href="#">University of Nairobi</a>	<a href="#">Medical and Health Sciences / Medicine</a> Pain Physiology / Pain Education	12	12	1.000	13	12	0.923	465	311	0.669

AD Scientific Index - 2022 Kenya Top 1.000 Scientists								H INDEX			i10 INDEX			CITATION		
University	Country	Region	World	Name	Country	University	Subject	Total	Last 5 year	Last 5 year / total	Total	Last 5 year	Last 5 year / total	Total	Last 5 year	Last 5 year / total
267	643	13297	564278	<a href="#">Kennedy O. Ogollah</a>	 Kenya	<a href="#">University of Nairobi</a>	<a href="#">Business &amp; Management / Strategic Management</a> Strategic Management Entrepreneurship and Innovation and Business Research	12	12	1.000	19	16	0.842	462	402	0.870
1	644	13321	564430	<a href="#">Peter K Ngure</a>	 Kenya	<a href="#">Daystar University</a>	<a href="#">Medical and Health Sciences / Epidemiology and Public Health</a> Leishmaniasis malaria HIV and AIDS	12	10	0.833	13	10	0.769	459	251	0.547
55	645	13344	564586	<a href="#">Mbugua Wa Mungai</a>	 Kenya	<a href="#">Kenyatta University</a>	<a href="#">Social Sciences / Linguistics and Literature</a> Literature Popular Culture Folklore Disability Studies	12	8	0.667	14	8	0.571	455	214	0.470
56	646	13345	564588	<a href="#">John Waithaka</a>	 Kenya	<a href="#">Kenyatta University</a>	<a href="#">Social Sciences / International Relations</a> Education Management International Relations	12	6	0.500	14	6	0.429	455	237	0.521
266	647	13355	564668	<a href="#">Richard Samson Odingo</a>	 Kenya	<a href="#">University of Nairobi</a>	<a href="#">Engineering &amp; Technology / Environmental Science &amp; Engineering</a> Climate Change Forest Management	12	4	0.333	14	1	0.071	453	67	0.148
3	648	13366	564729	<a href="#">Francis Mwaura 2</a>	 Kenya	<a href="#">University of Eldoret</a>	<a href="#">Business &amp; Management / Business Administration</a> Sustainable Development	12	8	0.667	12	7	0.583	452	281	0.622
27	649	13368	564752	<a href="#">Mary J. Kipsat</a>	 Kenya	<a href="#">Maseno University</a>	<a href="#">Agriculture &amp; Forestry / Agricultural Economics</a> Agricultural policy socio-economics of agricultural systems agricultural resource management and agricultural development	12	9	0.750	15	8	0.533	451	230	0.510
18	650	13385	564857	<a href="#">Eric Obedy Gido</a>	 Kenya	<a href="#">Egerton University</a>	<a href="#">Agriculture &amp; Forestry / Agricultural Economics</a> Agricultural Economics	12	12	1.000	12	12	1.000	449	373	0.831
268	651	13404	565010	<a href="#">Joshua Orungo Onono</a>	 Kenya	<a href="#">University of Nairobi</a>	<a href="#">Medical and Health Sciences / Pharmacy &amp; Pharmaceutical Sciences</a> Economics One-health Infectious Disease Epidemiology	12	12	1.000	14	14	1.000	445	373	0.838
9	652	13442	565285	<a href="#">Nancy Budambula</a>	 Kenya	<a href="#">University of Embu</a>	<a href="#">Medical and Health Sciences / Microbiology</a> Microbiology virology microbial diversity biotechnology	12	11	0.917	16	12	0.750	438	350	0.799
15	653	13447	565317	<a href="#">Eliud Mathu</a>	 Kenya	<a href="#">South Eastern Kenya University</a>	<a href="#">Engineering &amp; Technology / Earth Sciences</a> Petrology Structural Geology and Tectonics Mineralogy	12	6	0.500	12	4	0.333	438	146	0.333
269	654	13465	565493	<a href="#">Cecilia Moraa Onyango</a>	 Kenya	<a href="#">University of Nairobi</a>	<a href="#">Agriculture &amp; Forestry / Plant Science</a> Crop/postharvest physiology vegetable production indigenous crops food safety and quality	12	10	0.833	16	14	0.875	433	325	0.751
66	655	13480	565590	<a href="#">Justus Onguso</a>	 Kenya	<a href="#">Jomo Kenyatta University of Agriculture and Technology</a>	<a href="#">Agriculture &amp; Forestry / Plant Science</a> plant Biotechnology	12	7	0.583	13	6	0.462	431	200	0.464
270	656	13489	565671	<a href="#">Daniel Mukunya</a>	 Kenya	<a href="#">University of Nairobi</a>	<a href="#">Agriculture &amp; Forestry / Plant Science</a> Plant pathology Crop science Pesticides Agriculture Environment	12	6	0.500	13	4	0.308	429	168	0.392
4	657	13511	565860	<a href="#">Ezra Ondari Okemwa</a>	 Kenya	<a href="#">Machakos University</a>	<a href="#">Social Sciences / Library and Information Science</a> Knowledge Management Information Resources Management Open Access Publishing	12	7	0.583	12	6	0.500	424	190	0.448
271	658	13521	565922	<a href="#">James Kariuki</a>	 Kenya	<a href="#">University of Nairobi</a>	<a href="#">Social Sciences / Sociology</a> Devolution Gender Community Development Rural Sociology Adolescence	12	9	0.750	14	9	0.643	422	242	0.573

AD Scientific Index - 2022 Kenya Top 1.000 Scientists								H INDEX			i10 INDEX			CITATION		
University	Country	Region	World	Name	Country	University	Subject	Total	Last 5 year	Last 5 year / total	Total	Last 5 year	Last 5 year / total	Total	Last 5 year	Last 5 year / total
2	659	13572	566375	<a href="#">John Justo Ambuchi</a>	 Kenya	<a href="#">Rongo University</a>	<a href="#">Engineering &amp; Technology / Engineering</a> Biological water and wastewater Treatment Bio-energy recovery Application of nanoparticles Environmental conservation and sustainability Climate change and adaptation	12	12	1.000	13	13	1.000	410	392	0.956
292	660	13595	566523	<a href="#">Christopher Oludhe</a>	 Kenya	<a href="#">University of Nairobi</a>	<a href="#">Engineering &amp; Technology / Energy Engineering</a> Renewable Energy and Climate Change	12	8	0.667	12	7	0.583	406	264	0.650
272	661	13611	566625	<a href="#">Joseph Mwalichi Ininda</a>	 Kenya	<a href="#">University of Nairobi</a>	<a href="#">Engineering &amp; Technology / Meteorology &amp; Atmospheric Sciences</a> Climate Prediction	12	9	0.750	13	9	0.692	403	208	0.516
67	662	13722	567638	<a href="#">James Messo Raude</a>	 Kenya	<a href="#">Jomo Kenyatta University of Agriculture and Technology</a>	<a href="#">Jomo Kenyatta University of Agriculture and Technology</a> Water resources Irrigation Wastewater Engineering sanitation Environmental Impact Assessments	12	12	1.000	16	15	0.938	371	350	0.943
9	663	13727	567702	<a href="#">Joseph Ouko Olwendo</a>	 Kenya	<a href="#">Pwani University</a>	<a href="#">Natural Sciences / Physics</a> Space Physics Aeronomy Geomagnetic Storms Satellite Technology	12	10	0.833	15	11	0.733	369	249	0.675
4	664	13765	568094	<a href="#">Enos Wambu</a>	 Kenya	<a href="#">University of Eldoret</a>	<a href="#">Department of Chemistry and Biochemistry, University of Eldoret, Eldoret, Kenya</a> Chemistry	12	10	0.833	12	11	0.917	354	241	0.681
3	665	13778	568314	<a href="#">Edward Kariuki</a>	 Kenya	<a href="#">Kenya Wildlife Service</a>	<a href="#">Kenya Wildlife Service</a> Ticks & Tickborne diseases wildlife Tropical Veterinary diseases	12	9	0.750	13	9	0.692	343	233	0.679
2	666	13795	568576	<a href="#">Gabriel M. Muturi</a>	 Kenya	<a href="#">Kenya Forestry Research Institute</a>	<a href="#">Kenya Forestry Research Institute</a> Forestry	12	9	0.750	13	9	0.692	328	228	0.695
7	667	13814	569216	<a href="#">Raphael O. Ondondo</a>	 Kenya	<a href="#">Masinde Muliro University of Science &amp; Technology</a>	<a href="#">Medical and Health Sciences / Epidemiology and Public Health</a> Health Sciences Epidemiology and Public Health	11	9	0.818	11	9	0.818	3914	2036	0.520
10	668	13815	569237	<a href="#">Otieno Mark</a>	 Kenya	<a href="#">University of Embu</a>	<a href="#">Agriculture &amp; Forestry / Crop Science</a> Agroecology pollination ecology crop protection agroecosystem management	11	11	1.000	12	12	1.000	3777	2709	0.717
36	669	13816	569249	<a href="#">Paul Wambua</a>	 Kenya	<a href="#">Moi University</a>	<a href="#">Engineering &amp; Technology / Metallurgical &amp; Materials Engineering</a> Composite materials Natural fibre composites	11	10	0.909	11	10	0.909	3719	1784	0.480
4	670	13831	570897	<a href="#">Jesse Gitaka</a>	 Kenya	<a href="#">Mount Kenya University</a>	<a href="#">Clinical Medicine,</a> Point of care diagnostics infectious diseases maternal and newborn health	11	10	0.909	12	11	0.917	1529	820	0.536
10	671	13840	571506	<a href="#">Thomas Baluku</a>	 Kenya	<a href="#">Pwani University</a>	<a href="#">Natural Sciences / Physics</a> Space and Astrophysics	11	10	0.909	11	10	0.909	1340	634	0.473
4	672	13863	572777	<a href="#">Duncan Kimuyu</a>	 Kenya	<a href="#">Karatina University</a>	<a href="#">Natural Sciences / Biological Science</a> Conservation Biology	11	11	1.000	13	12	0.923	1100	1032	0.938
37	673	13872	573043	<a href="#">Peter M Gatongi</a>	 Kenya	<a href="#">Moi University</a>	<a href="#">Medical and Health Sciences / Epidemiology and Public Health</a> Epidemiology Water and Sanitation Occupational Health Helminthology Modeling in Research	11	8	0.727	13	7	0.538	1060	432	0.408

AD Scientific Index - 2022 Kenya Top 1.000 Scientists								H INDEX			i10 INDEX			CITATION		
University	Country	Region	World	Name	Country	University	Subject	Total	Last 5 year	Last 5 year / total	Total	Last 5 year	Last 5 year / total	Total	Last 5 year	Last 5 year / total
28	674	13883	573677	<a href="#">Ogindo Harun Okello</a>	 Kenya	<a href="#">Maseno University</a>	<a href="#">Agriculture &amp; Forestry / Agriculture</a> Climate smart agriculture Crop ecology Food Systems	11	10	0.909	12	10	0.833	984	439	0.446
16	675	13896	574032	<a href="#">Daniel Patrick Kisangau</a>	 Kenya	<a href="#">South Eastern Kenya University</a>	<a href="#">Natural Sciences / Biological Science</a> Ethnobotany Ethnopharmacognosy Conservation Biology Botanical Inventories	11	11	1.000	11	11	1.000	948	514	0.542
29	676	13925	574897	<a href="#">Omolo Otieno Erasto</a>	 Kenya	<a href="#">Maseno University</a>	<a href="#">Medical and Health Sciences / Psychiatry</a> Subspeciality Child Psychiatry	11	8	0.727	11	5	0.455	870	390	0.448
273	677	13936	575147	<a href="#">Eric M. Guantai</a>	 Kenya	<a href="#">University of Nairobi</a>	<a href="#">Medical and Health Sciences / Pharmacy &amp; Pharmaceutical Sciences</a> Pharmacology	11	10	0.909	13	11	0.846	849	452	0.532
19	678	13954	575668	<a href="#">Thomas Dubois</a>	 Kenya	<a href="#">International Centre of Insect Physiology and Ecology</a>	<a href="#">Head, Plant Health</a> endophyte banana crop protection value chains entomology	11	10	0.909	14	10	0.714	811	608	0.750
274	679	13962	575831	<a href="#">Gloria Susan Omosa-Manyonyi</a>	 Kenya	<a href="#">University of Nairobi</a>	<a href="#">Medical and Health Sciences / Parasitology</a> infectious diseases clinical research clinical trials parasitology mucosal immunology scientific writing	11	11	1.000	12	12	1.000	800	367	0.459
275	680	14013	576772	<a href="#">Peter M. Gitu</a>	 Kenya	<a href="#">University of Nairobi</a>	<a href="#">Natural Sciences / Chemical Sciences</a> Organic Chemistry Peptide Chemistry	11	8	0.727	12	6	0.500	743	191	0.257
38	681	14020	576923	<a href="#">Ruth Tubey</a>	 Kenya	<a href="#">Moi University</a>	<a href="#">Business &amp; Management / Business Administration</a> Entrepreneurship	11	10	0.909	12	10	0.833	734	653	0.890
15	682	14027	577058	<a href="#">Peter Bulli</a>	 Kenya	<a href="#">Jaramogi Oginga Odinga University of Science &amp; Technology (Bondo University College)</a>	<a href="#">Agriculture &amp; Forestry / Plant Science</a> Genetics and plant breeding	11	11	1.000	12	12	1.000	727	654	0.900
276	683	14029	577075	<a href="#">Jemimah Oduma</a>	 Kenya	<a href="#">University of Nairobi</a>	<a href="#">Medical and Health Sciences / Endocrinology and Metabolism</a> Reproductive Physiology and Endocrinology	11	9	0.818	12	8	0.667	726	448	0.617
19	684	14059	577501	<a href="#">Wilfred O Odadi</a>	 Kenya	<a href="#">Egerton University</a>	<a href="#">Natural Sciences / Biological Science</a> Rangeland ecology and management wildlife conservation pastoral livelihoods	11	10	0.909	12	12	1.000	703	459	0.653
5	685	14060	577510	<a href="#">Robert Arasa</a>	 Kenya	<a href="#">Machakos University</a>	<a href="#">Business &amp; Management / Strategic Management</a> Strategic management supply chain management	11	9	0.818	15	8	0.533	702	534	0.761
68	686	14069	577620	<a href="#">Yvonne Karimi</a>	 Kenya	<a href="#">Jomo Kenyatta University of Agriculture and Technology</a>	<a href="#">Law / Law and Legal Studies</a> information technology	11	6	0.545	11	5	0.455	697	153	0.220
20	687	14070	577651	<a href="#">Lawrence Kibet</a>	 Kenya	<a href="#">Egerton University</a>	<a href="#">Professor of Economics, Egerton University</a> Microeconomics International trade & development economics	11	10	0.909	12	11	0.917	695	548	0.788
2	688	14083	577775	<a href="#">Muthwii, Margaret Jepkirui</a>	 Kenya	<a href="#">Pan Africa Christian University</a>	<a href="#">Social Sciences / Linguistics and Literature</a> Language planning and development Language in education Language contact Translation and Literacy.	11	9	0.818	14	9	0.643	688	243	0.353




AD Scientific Index - 2022 Kenya Top 1.000 Scientists								H INDEX			i10 INDEX			CITATION		
University	Country	Region	World	Name	Country	University	Subject	Total	Last 5 year	Last 5 year / total	Total	Last 5 year	Last 5 year / total	Total	Last 5 year	Last 5 year / total
277	689	14101	578173	<a href="#">Canute PM Khamala</a>	 Kenya	<a href="#">University of Nairobi</a>	<a href="#">Natural Sciences / Biological Science</a> Zoology Medical Entomology	11	5	0.455	14	3	0.214	668	106	0.159
278	690	14104	578202	<a href="#">Chris Ackello Ogutu</a>	 Kenya	<a href="#">University of Nairobi</a>	<a href="#">Agriculture &amp; Forestry / Agricultural Economics</a> Agricultural Economics International Trade Agricultural technologies Microeconomics	11	8	0.727	12	8	0.667	667	213	0.319
57	691	14113	578299	<a href="#">Dorcus Mbithe David Kigaru</a>	 Kenya	<a href="#">Kenyatta University</a>	<a href="#">Engineering &amp; Technology / Food Science and Engineering</a> Food Security Nutrition Education and Counselling Food Policy Maternal and Infant and Young Child Feeding School Health and	11	8	0.727	11	8	0.727	663	445	0.671
2	692	14124	578447	<a href="#">Moses M Muraya</a>	 Kenya	<a href="#">Chuka University</a>	<a href="#">Medical and Health Sciences / Biostatistics</a> Genomics Molecular genetics Bioinformatics Biostatistics Biotechnology	11	9	0.818	15	8	0.533	655	382	0.583
279	693	14128	578568	<a href="#">Kirana Bhatt</a>	 Kenya	<a href="#">University of Nairobi</a>	<a href="#">Medical and Health Sciences / Infectious Diseases</a> Tropical Medicine	11	6	0.545	15	5	0.333	650	157	0.242
280	694	14159	579087	<a href="#">Titus Mukiyama</a>	 Kenya	<a href="#">University of Nairobi</a>	<a href="#">Natural Sciences / Biological Science</a> Plant genetics	11	6	0.545	12	6	0.500	629	224	0.356
1	695	14168	579204	<a href="#">Eric Okuku</a>	 Kenya	<a href="#">Kenya Marine and Fisheries Research Institute</a>	<a href="#">Kenya Marine and Fisheries Research Institute</a> Radiochemistry Ecotoxicology Marine litter Ocean acidification and EIA	11	9	0.818	12	9	0.750	624	540	0.865
58	696	14192	579569	<a href="#">Mark Wamalwa</a>	 Kenya	<a href="#">Kenyatta University</a>	<a href="#">Medical and Health Sciences / Biochemistry</a> Bioinformatics Artificial Intelligence & Machine Learning	11	10	0.909	11	10	0.909	609	471	0.773
30	697	14212	579739	<a href="#">Lucas Othun</a>	 Kenya	<a href="#">Maseno University</a>	<a href="#">Education / Educational Psychology</a> Educational Statistics Measurement and Evaluation Computer Applications Research Methods	11	9	0.818	13	7	0.538	602	354	0.588
9	698	14218	579832	<a href="#">Imbahale S. Susan</a>	 Kenya	<a href="#">Technical University of Kenya</a>	<a href="#">Agriculture &amp; Forestry / Entomology &amp; Pesticides</a> Insect Ecology Medical Entomology Ecology Resource Conservation	11	9	0.818	11	9	0.818	599	358	0.598
309	699	14294	580581	<a href="#">Geoffrey Wango</a>	 Kenya	<a href="#">University of Nairobi</a>	<a href="#">Education / Guidance and Counseling</a> Counselling Psychology Guidance and Counselling Counselling Developing World Counselling Kenya	11	9	0.818	12	9	0.750	571	319	0.559
69	700	14308	580740	<a href="#">James Kuria Kimotho</a>	 Kenya	<a href="#">Jomo Kenyatta University of Agriculture and Technology</a>	<a href="#">Jomo Kenyatta University of Agriculture and Technology</a> Condition Monitoring diagnostics prognostics	11	8	0.727	11	6	0.545	566	457	0.807
8	701	14309	580754	<a href="#">William A. Shivoga</a>	 Kenya	<a href="#">Masinde Muliro University of Science &amp; Technology</a>	<a href="#">Natural Sciences / Biological Science</a> Limnology Microbial Ecology	11	11	1.000	14	12	0.857	565	299	0.529
1	702	14328	580946	<a href="#">Maurice Juma Ogada</a>	 Kenya	<a href="#">Taita Taveta University</a>	<a href="#">Economics &amp; Econometrics / Economics</a> Agricultural and Resource Economics	11	11	1.000	11	11	1.000	559	461	0.825
2	703	14332	581002	<a href="#">Nina Wambiji</a>	 Kenya	<a href="#">Kenya Marine and Fisheries Research Institute</a>	<a href="#">Kenya Marine and Fisheries Research Institute</a> Fisheries marine ecology marine mammals marine biodiversity	11	9	0.818	12	9	0.750	557	467	0.838

AD Scientific Index - 2022 Kenya Top 1.000 Scientists								H INDEX			i10 INDEX			CITATION		
University	Country	Region	World	Name	Country	University	Subject	Total	Last 5 year	Last 5 year / total	Total	Last 5 year	Last 5 year / total	Total	Last 5 year	Last 5 year / total
39	704	14346	581096	<a href="#">Gabriel Kigen</a>	 Kenya	<a href="#">Moi University</a>	<a href="#">Medical and Health Sciences / Pharmacy &amp; Pharmaceutical Sciences</a> Pharmacogenomics Personalized medicine Drug-drug interactions Nanomedicine Ethnopharmacology	11	11	1.000	12	11	0.917	554	466	0.841
20	705	14389	581459	<a href="#">Amanuel Tamiru</a>	 Kenya	<a href="#">International Centre of Insect Physiology and Ecology</a>	<a href="#">International Centre of Insect Physiology and Ecology (icipe)</a> Entomology Behavioral & Chemical Ecology Plant-Insect Interactions Crop Protection	11	11	1.000	12	11	0.917	542	359	0.662
2	706	14396	581547	<a href="#">Wanjiku Chiuri</a>	 Kenya	<a href="#">Laikipia University</a>	<a href="#">Social Sciences / Sociology</a> Gender community/rural development/Environment and natural resources	11	8	0.727	13	7	0.538	539	343	0.636
59	707	14420	581725	<a href="#">James M. Kilika</a>	 Kenya	<a href="#">Kenyatta University</a>	<a href="#">Business &amp; Management / Business Administration</a> KNOWLEDGE MANAGEMENT ORGANIZATIONAL LEARNING SERVICE QUALITY	11	11	1.000	15	15	1.000	533	508	0.953
70	708	14428	581796	<a href="#">Peter K Njenga</a>	 Kenya	<a href="#">Jomo Kenyatta University of Agriculture and Technology</a>	<a href="#">Agriculture &amp; Forestry / Plant Science</a> Plant cell tissue and organ culture Phytochemical screening for bioactive compounds Cell Technology Conservation Biology	11	9	0.818	14	9	0.643	531	302	0.569
40	709	14430	581802	<a href="#">Nathan Ogechi</a>	 Kenya	<a href="#">Moi University</a>		11	8	0.727	13	7	0.538	531	214	0.403
71	710	14468	582069	<a href="#">Joseph Sang</a>	 Kenya	<a href="#">Jomo Kenyatta University of Agriculture and Technology</a>	<a href="#">Engineering &amp; Technology / Environmental Science &amp; Engineering</a> Water Resource Management Ecosystem Hydrology watersheds management GIS and Remote Sensing	11	9	0.818	12	8	0.667	523	341	0.652
10	711	14479	582159	<a href="#">Dorcas Yole</a>	 Kenya	<a href="#">Technical University of Kenya</a>	<a href="#">Medical and Health Sciences / Parasitology</a> parasitology immunology schistosomiasis	11	9	0.818	14	7	0.500	520	197	0.379
281	712	14480	582169	<a href="#">Faith Okalebo</a>	 Kenya	<a href="#">University of Nairobi</a>	<a href="#">Medical and Health Sciences / Pharmacy &amp; Pharmaceutical Sciences</a> pharmacology pharmacovigilance health economics	11	11	1.000	12	11	0.917	520	426	0.819
282	713	14503	582373	<a href="#">Kulundu Manda</a>	 Kenya	<a href="#">University of Nairobi</a>	<a href="#">Economics &amp; Econometrics / Economics</a> economics	11	6	0.545	11	4	0.364	514	103	0.200
16	714	14525	582539	<a href="#">Eric Ogola</a>	 Kenya	<a href="#">Jaramogi Oginga Odinga University of Science &amp; Technology (Bondo University College)</a>	<a href="#">Business &amp; Management / Strategic Management</a> Antimicrobial resistance Neonatal health Microbiome Emerging Infections Zoonoses	11	9	0.818	11	9	0.818	509	395	0.776
283	715	14608	583187	<a href="#">Gladys Karegi Kianji</a>	 Kenya	<a href="#">University of Nairobi</a>	<a href="#">Engineering &amp; Technology / Earth Sciences</a> geophysics Seismology Tectonics Geodesy environment	11	10	0.909	12	11	0.917	489	436	0.892
284	716	14649	583508	<a href="#">Jalemba Aluvaala</a>	 Kenya	<a href="#">University of Nairobi</a>	<a href="#">Medical and Health Sciences / Pediatrics and Child Health</a> Neonatal Epidemiology Newborn Medicine Evidence Based Medicine Health Services Research	11	11	1.000	14	14	1.000	479	400	0.835
60	717	14659	583587	<a href="#">Elishiba Kimani</a>	 Kenya	<a href="#">Kenyatta University</a>	<a href="#">Social Sciences / Sociology</a> Gender Education and Development	11	9	0.818	12	9	0.750	477	324	0.679

AD Scientific Index - 2022 Kenya Top 1.000 Scientists								H INDEX			i10 INDEX			CITATION		
University	Country	Region	World	Name	Country	University	Subject	Total	Last 5 year	Last 5 year / total	Total	Last 5 year	Last 5 year / total	Total	Last 5 year	Last 5 year / total
61	718	14680	583709	<a href="#">Wycliffe Arika Makori</a>	 Kenya	<a href="#">Kenyatta University</a>	<a href="#">Medical and Health Sciences / Medical Biochemistry</a> Diabetes Mellitus Obesity Cognition and Molecular Oncology	11	11	1.000	16	12	0.750	473	419	0.886
285	719	14687	583764	<a href="#">Moses Masika</a>	 Kenya	<a href="#">University of Nairobi</a>	<a href="#">Medical and Health Sciences / Infectious Diseases</a> Infectious Diseases Arbovirology Global Health Antimicrobial resistance	11	10	0.909	12	11	0.917	472	448	0.949
41	720	14696	583860	<a href="#">Saul Namango</a>	 Kenya	<a href="#">Moi University</a>	<a href="#">Engineering &amp; Technology / Chemical Engineering</a> Chemical Engineering Environmental Engineering	11	11	1.000	14	13	0.929	469	403	0.859
42	721	14710	583951	<a href="#">Jemima Kamamo</a>	 Kenya	<a href="#">Moi University</a>	<a href="#">Medical and Health Sciences / Internal Medicine</a> Internal Medicine	11	11	1.000	12	11	0.917	467	388	0.831
74	722	14717	584022	<a href="#">Ruth Wanjau</a>	 Kenya	<a href="#">Kenyatta University</a>	<a href="#">Natural Sciences / Chemical Sciences</a> Analytical/environmental chemistry	11	10	0.909	12	10	0.833	465	267	0.574
31	723	14726	584090	<a href="#">Abuom Otieno</a>	 Kenya	<a href="#">Maseno University</a>	<a href="#">Natural Sciences / Biological Science</a> Landscape Ecology	11	10	0.909	13	11	0.846	463	406	0.877
4	724	14741	584175	<a href="#">Omboi Bernard Messah</a>	 Kenya	<a href="#">United States International University</a>	<a href="#">Economics &amp; Econometrics / Accounting &amp; Finance</a> accounting finance taxation auditing research	11	10	0.909	11	10	0.909	461	293	0.636
286	725	14759	584264	<a href="#">Joseph Onjala</a>	 Kenya	<a href="#">University of Nairobi</a>	<a href="#">Economics &amp; Econometrics / Economics</a> Environment Development Economics	11	7	0.636	13	6	0.462	458	227	0.496
5	726	14781	584393	<a href="#">Amos Njuguna</a>	 Kenya	<a href="#">United States International University</a>	<a href="#">Economics &amp; Econometrics / Accounting &amp; Finance</a> finance pension	11	10	0.909	14	10	0.714	454	350	0.771
287	727	14815	584618	<a href="#">Katumanga Musambayi</a>	 Kenya	<a href="#">University of Nairobi</a>	<a href="#">Social Sciences / Political Science</a> Political Theory Security and Strategic studies	11	6	0.545	13	4	0.308	448	156	0.348
288	728	14838	584727	<a href="#">Joyce Maina</a>	 Kenya	<a href="#">University of Nairobi</a>	<a href="#">Medical and Health Sciences / Veterinary Sciences</a> Animal Nutrition and Aquaculture	11	10	0.909	13	11	0.846	445	290	0.652
9	729	14847	584804	<a href="#">Benard Juma</a>	 Kenya	<a href="#">Masinde Muliro University of Science &amp; Technology</a>	<a href="#">Natural Sciences / Chemical Sciences</a> Natural Products Chemistry	11	7	0.636	12	7	0.583	443	178	0.402
17	730	14849	584811	<a href="#">Anthony J Rodrigues</a>	 Kenya	<a href="#">Jaramogi Oginga Odinga University of Science &amp; Technology (Bondo University College)</a>	<a href="#">Engineering &amp; Technology / Computer Science</a> Information systems Numerical Analysis Computational Modeling	11	8	0.727	11	8	0.727	443	219	0.494
32	731	14860	584908	<a href="#">Chrulukovian B. Wasike</a>	 Kenya	<a href="#">Maseno University</a>	<a href="#">Medical and Health Sciences / Veterinary Sciences</a> quantitative genetics and genomics animal breeding statistical genetics and modelling	11	10	0.909	13	10	0.769	440	263	0.598
3	732	14886	585086	<a href="#">Joel Gichumbi</a>	 Kenya	<a href="#">Chuka University</a>	<a href="#">Natural Sciences / Chemical Sciences</a> Inorganic chemistry Environmental Chemistry Materials Chemistry	11	10	0.909	13	11	0.846	435	363	0.834
289	733	14905	585193	<a href="#">Joseph Mwangi</a>	 Kenya	<a href="#">University of Nairobi</a>	<a href="#">Medical and Health Sciences / Orthopedics and Traumatology</a> General orthopaedics and bone traumer	11	8	0.727	13	7	0.538	432	215	0.498



AD Scientific Index - 2022 Kenya Top 1.000 Scientists								H INDEX			i10 INDEX			CITATION		
University	Country	Region	World	Name	Country	University	Subject	Total	Last 5 year	Last 5 year / total	Total	Last 5 year	Last 5 year / total	Total	Last 5 year	Last 5 year / total
62	734	14915	585232	<a href="#">Lucy M. Kamau</a>	 Kenya	<a href="#">Kenyatta University</a>	<a href="#">Medical and Health Sciences / Infectious Diseases</a> molecular parasitology microbiology genomics vaccinology vector-borne and infectious diseases	11	9	0.818	12	8	0.667	431	247	0.573
4	735	14934	585330	<a href="#">Reuben Omondi</a>	 Kenya	<a href="#">Kisii University</a>	<a href="#">Agriculture &amp; Forestry / Fisheries</a> Limnology- zooplankton macrophytes and fisheries	11	10	0.909	12	11	0.917	428	314	0.734
63	736	14935	585331	<a href="#">Fuchaka Waswa</a>	 Kenya	<a href="#">Kenyatta University</a>	<a href="#">Agriculture &amp; Forestry / Agriculture</a> Agricultural Land and Water Management Food Security Planning Environmental Management Higher Education Quality Assurance	11	9	0.818	12	9	0.750	428	254	0.593
5	737	14936	585354	<a href="#">Moses Muriithi Mathenge</a>	 Kenya	<a href="#">Karatina University</a>	<a href="#">Agriculture &amp; Forestry / Plant Science</a> molecular characterisation of crops	11	8	0.727	14	7	0.500	427	315	0.738
6	738	14962	585474	<a href="#">Veronica Okello</a>	 Kenya	<a href="#">Machakos University</a>	<a href="#">Natural Sciences / Chemical Sciences</a> Environmental Monitoring and Remediation	11	9	0.818	11	9	0.818	424	309	0.729
39	739	14984	585579	<a href="#">Kasomo Daniel</a>	 Kenya	<a href="#">Maseno University</a>	<a href="#">Social Sciences / Psychology</a> Religious Studies and Clinical Psychology and Counselling Psychology and Religious Studies	11	9	0.818	12	8	0.667	421	315	0.748
290	740	14990	585618	<a href="#">Charles Odidi Okidi</a>	 Kenya	<a href="#">University of Nairobi</a>	<a href="#">Law / Law and Legal Studies</a> Environmental Law	11	4	0.364	12	1	0.083	420	65	0.155
7	741	15036	585865	<a href="#">Marther Ngigi</a>	 Kenya	<a href="#">Machakos University</a>	<a href="#">Agriculture &amp; Forestry / Agricultural Economics</a> Agricultural Economics Gender Economics Food Security Food Systems CSA Technologies	11	10	0.909	11	10	0.909	413	326	0.789
21	742	15052	585972	<a href="#">Elick Otachi</a>	 Kenya	<a href="#">Egerton University</a>	<a href="#">Senior Lecturer, Department of Biological Sciences, Egerton University</a> Fisheries Aquaculture Parasitology Aquatic Pollution Biomonitoring	11	10	0.909	11	11	1.000	410	319	0.778
10	743	15059	586001	<a href="#">Collins Okoyo</a>	 Kenya	<a href="#">Kenya Medical Research Institute</a>	<a href="#">Kenya Medical Research Institute</a> Mathematical Modeling Statistical Analysis Research Teaching Geospatial Analysis	11	11	1.000	12	12	1.000	409	375	0.917
64	744	15104	586283	<a href="#">Waceke JW</a>	 Kenya	<a href="#">Kenyatta University</a>	<a href="#">Agriculture &amp; Forestry / Plant Science</a> diagnosis and sustainable management of plant parasitic nematodes on food crops	11	8	0.727	12	5	0.417	401	194	0.484
291	745	15106	586302	<a href="#">Willis Ochuk</a>	 Kenya	<a href="#">University of Nairobi</a>	<a href="#">Medical and Health Sciences / Pathology</a> histology and forensic sciences	11	8	0.727	15	5	0.333	400	179	0.448
65	746	15142	586512	<a href="#">Caleb Mireri</a>	 Kenya	<a href="#">Kenyatta University</a>	<a href="#">Arts, Design and Architecture / Urban Planning</a> urban planning regional planning environmental management natural resource management	11	9	0.818	15	9	0.600	394	203	0.515
2	747	15233	587071	<a href="#">Ddembe Williams</a>	 Kenya	<a href="#">KCA University</a>	<a href="#">Business &amp; Management / Decision Science and Operations Management</a> System Dynamics Simulation Modelling Model-based Decision Support Systems Health Informatics Big Data Analytics Requirements	11	7	0.636	12	3	0.250	378	124	0.328
1	748	15271	587348	<a href="#">Aloo Osotsi Mojola</a>	 Kenya	<a href="#">St. Paul's University Limuru</a>	<a href="#">History, Philosophy, Theology / Philosophy</a> Philosophy Translation Studies Socio-linguistics Biblical studies	11	7	0.636	13	3	0.231	369	134	0.363
319	749	15280	587390	<a href="#">Ogotu Eo</a>	 Kenya	<a href="#">University of Nairobi</a>	<a href="#">Medical and Health Sciences / Gastroenterology</a> gastroenterology hepatology	11	5	0.455	12	3	0.250	368	73	0.198

AD Scientific Index - 2022 Kenya Top 1.000 Scientists								H INDEX			i10 INDEX			CITATION		
University	Country	Region	World	Name	Country	University	Subject	Total	Last 5 year	Last 5 year / total	Total	Last 5 year	Last 5 year / total	Total	Last 5 year	Last 5 year / total
293	750	15323	587605	<a href="#">Gidraph G. Wairire</a>	 Kenya	<a href="#">University of Nairobi</a>	<a href="#">Social Sciences / Sociology</a> SOCIAL WORK COMMUNITY DEVELOPMENT COMPARATIVE SOCIOLOGY INTERDISCIPLINARY RESEARCH	11	10	0.909	11	11	1.000	361	277	0.767
66	751	15351	587757	<a href="#">Richard Oduor</a>	 Kenya	<a href="#">Kenyatta University</a>	<a href="#">Natural Sciences / Biological Science</a> Plant Genetic Engineering Drug Discovery Forensic sciences	11	9	0.818	11	9	0.818	356	264	0.742
294	752	15369	587904	<a href="#">Christine Kigundu</a>	 Kenya	<a href="#">University of Nairobi</a>	<a href="#">Natural Sciences / Chemical Sciences</a> clinical chemistry	11	7	0.636	12	4	0.333	351	142	0.405
73	753	15372	587936	<a href="#">Michael W. Kimwele</a>	 Kenya	<a href="#">Jomo Kenyatta University of Agriculture and Technology</a>	<a href="#">Jomo Kenyatta University of Agriculture and Technology</a> Software Engineering	11	10	0.909	12	10	0.833	350	297	0.849
72	754	15379	587975	<a href="#">Evan Murimi N. Wanjiru</a>	 Kenya	<a href="#">Jomo Kenyatta University of Agriculture and Technology</a>	<a href="#">Department of Mechatronic Engineering, Jomo Kenyatta University of Agriculture and Technology</a> Mechatronic systems energy optimization & Control renewable energy energy-water nexus energy efficiency	11	11	1.000	11	11	1.000	349	343	0.983
79	755	15383	588009	<a href="#">Paul Kimata Muoria</a>	 Kenya	<a href="#">Kenyatta University</a>	<a href="#">Natural Sciences / Biological Science</a> Ecology conservation biology ecosystem services climate change	11	8	0.727	11	7	0.636	348	169	0.486
18	756	15407	588169	<a href="#">John Maina Nyongesah</a>	 Kenya	<a href="#">Jaramogi Oginga Odinga University of Science &amp; Technology (Bondo University College)</a>	<a href="#">JARAMOGI OGINGA ODINGA UNIVERSITY OF SCIENCE AND TECHNOLOGY</a> Biodiversity Conservation Ecosystem processes ASALs Plant Structure and functioning Remote sensing Resource Heterogeneity	11	10	0.909	13	11	0.846	342	232	0.678
2	757	15447	588447	<a href="#">Mwamburi Mcharo</a>	 Kenya	<a href="#">Taita Taveta University</a>	<a href="#">Medical and Health Sciences / Biostatistics</a> Biostatistics and Plant Breeding	11	8	0.727	13	5	0.385	332	142	0.428
11	758	15502	588844	<a href="#">Patterson Semenyne</a>	 Kenya	<a href="#">Pwani University</a>	<a href="#">Medical and Health Sciences / Veterinary Sciences</a> Rabbit and dairy goat production ethology and value addition	11	4	0.364	12	0	0.000	317	51	0.161
6	759	15503	588846	<a href="#">Edith Amuhaya</a>	 Kenya	<a href="#">United States International University</a>	<a href="#">Assistant Professor of Organic Chemistry, United States International University - Africa</a> Organic Synthesis	11	10	0.909	11	10	0.909	317	248	0.782
17	760	15530	589064	<a href="#">Rotich K. Gideon</a>	 Kenya	<a href="#">South Eastern Kenya University</a>	<a href="#">Senior Lecturer, Clothing &amp; Textile, School of Engineering, South Eastern Kenya University</a> Composites Natural Fibers Technical Textiles Clothing Comfort Textile Chemistry	11	11	1.000	15	14	0.933	307	292	0.951
11	761	15563	589335	<a href="#">Seth Apollo</a>	 Kenya	<a href="#">University of Embu</a>	<a href="#">University of Embu</a> Bioreactors bioenergy process modelling catalysis Fluidization	11	10	0.909	11	11	1.000	288	243	0.844
3	762	15588	589462	<a href="#">Felicia A Yieke</a>	 Kenya	<a href="#">Laikipia University</a>	<a href="#">Professor of Applied Linguistics, Laikipia University</a> Discourse Analysis Sociolinguistics	11	7	0.636	11	4	0.364	258	130	0.504
295	763	15606	589948	<a href="#">Daniel Ojuka</a>	 Kenya	<a href="#">University of Nairobi</a>	<a href="#">Medical and Health Sciences / General Surgery</a> Breast and Endocrine Surgery	10	10	1.000	11	11	1.000	2966	1768	0.596

AD Scientific Index - 2022 Kenya Top 1.000 Scientists								H INDEX			i10 INDEX			CITATION		
University	Country	Region	World	Name	Country	University	Subject	Total	Last 5 year	Last 5 year / total	Total	Last 5 year	Last 5 year / total	Total	Last 5 year	Last 5 year / total
33	764	15612	590179	<a href="#">Chris Odero</a>	 Kenya	<a href="#">Maseno University</a>	<a href="#">Medical and Health Sciences / Epidemiology and Public Health</a> Malaria Vaccines Public Health	10	9	0.900	10	9	0.900	2368	1306	0.552
67	765	15621	590972	<a href="#">Fredrick Tamoooh</a>	 Kenya	<a href="#">Kenyatta University</a>	<a href="#">Natural Sciences / Biological Science</a> Biogeochemistry of aquatic ecosystems Carbon dynamics and water pollution	10	10	1.000	10	10	1.000	1586	1033	0.651
7	766	15622	590975	<a href="#">Eliab Seroney Some</a>	 Kenya	<a href="#">United States International University</a>	<a href="#">Medical and Health Sciences / Epidemiology and Public Health</a> Public Health Epidemiology Personal and Professional Development	10	6	0.600	11	5	0.455	1584	239	0.151
3	767	15629	591542	<a href="#">David Mathuva</a>	 Kenya	<a href="#">Strathmore University Nairobi</a>	<a href="#">Economics &amp; Econometrics / Accounting &amp; Finance</a> Accounting and Finance	10	10	1.000	10	10	1.000	1320	857	0.649
10	768	15679	593342	<a href="#">Maurice O. Omolo</a>	 Kenya	<a href="#">Masinde Muliro University of Science &amp; Technology</a>	<a href="#">Natural Sciences / Chemical Sciences</a> Semiochemistry Chemical Ecology Bio-organic Chemistry Natural Products Chemistry Bioprospecting	10	9	0.900	10	9	0.900	923	390	0.423
68	769	15691	593694	<a href="#">Elizabeth Nafula</a>	 Kenya	<a href="#">Kenyatta University</a>	<a href="#">Engineering &amp; Technology / Food Science and Engineering</a> Nutrition and lifestyle Nutrition and health Food security	10	10	1.000	11	10	0.909	874	548	0.627
12	770	15717	594255	<a href="#">Hezron Mogaka</a>	 Kenya	<a href="#">University of Embu</a>	<a href="#">Engineering &amp; Technology / Environmental Science &amp; Engineering</a> Climate change agricultural productivity policy	10	7	0.700	10	4	0.400	802	245	0.305
43	771	15724	594388	<a href="#">David Ayuku</a>	 Kenya	<a href="#">Moi University</a>	<a href="#">Social Sciences / Psychology</a> Social Sciences and Psychology	10	10	1.000	10	10	1.000	786	424	0.539
296	772	15725	594396	<a href="#">Hussein H Jama</a>	 Kenya	<a href="#">University of Nairobi</a>	impact and blast loading of structures composite structures	10	8	0.800	10	7	0.700	785	366	0.466
34	773	15730	594523	<a href="#">Patrick Ogola Onyango</a>	 Kenya	<a href="#">Maseno University</a>	<a href="#">Natural Sciences / Biological Science</a> Environmental Physiology & Behavioral Ecology	10	8	0.800	10	8	0.800	772	390	0.505
298	774	15737	594651	<a href="#">Faith Thuita</a>	 Kenya	<a href="#">University of Nairobi</a>	<a href="#">Medical and Health Sciences / Epidemiology and Public Health</a> Public Health Nutrition	10	8	0.800	10	8	0.800	759	682	0.899
297	775	15738	594670	<a href="#">Guyo Jaldesa</a>	 Kenya	<a href="#">University of Nairobi</a>	<a href="#">Medical and Health Sciences / Nursing and Midwifery</a> Reproductive health	10	9	0.900	10	8	0.800	757	386	0.510
44	776	15743	594700	<a href="#">Omar Egesah</a>	 Kenya	<a href="#">Moi University</a>	<a href="#">Social Sciences / Anthropology</a> Medical Anthropology Culture & Health	10	9	0.900	10	8	0.800	753	276	0.367
5	777	15749	594814	<a href="#">Ruth Otunga</a>	 Kenya	<a href="#">University of Eldoret</a>	<a href="#">Education / Education</a> Curriculum studies	10	7	0.700	11	6	0.545	742	363	0.489
4	778	15758	594906	<a href="#">S. Wagura Ndiritu</a>	 Kenya	<a href="#">Strathmore University Nairobi</a>	<a href="#">Agriculture &amp; Forestry / Agriculture</a> Agricultural environmental Resource Economics	10	10	1.000	11	11	1.000	733	594	0.810
12	779	15761	594948	<a href="#">Muniru Khamis Tsanuo</a>	 Kenya	<a href="#">Pwani University</a>	<a href="#">Natural Sciences / Chemical Sciences</a> Natural Products Chemistry Phytoremediation Allelopathy	10	7	0.700	10	6	0.600	729	253	0.347

AD Scientific Index - 2022 Kenya Top 1.000 Scientists								H INDEX			i10 INDEX			CITATION		
University	Country	Region	World	Name	Country	University	Subject	Total	Last 5 year	Last 5 year / total	Total	Last 5 year	Last 5 year / total	Total	Last 5 year	Last 5 year / total
299	780	15767	595051	<a href="#">Benard W. Kulohoma</a>	 Kenya	<a href="#">University of Nairobi</a>		10	10	1.000	11	10	0.909	719	666	0.926
74	781	15774	595181	<a href="#">Glaston Mwangi Kenji</a>	 Kenya	<a href="#">Jomo Kenyatta University of Agriculture and Technology</a>	<a href="#">Engineering &amp; Technology / Food Science and Engineering</a> Food Chemistry Food Toxicology and Food Analysis	10	10	1.000	11	11	1.000	707	550	0.778
300	782	15778	595212	<a href="#">Zipporah Ngumi</a>	 Kenya	<a href="#">University of Nairobi</a>	<a href="#">Medical and Health Sciences / Anesthesiology and Reanimation</a> Anaesthesia	10	9	0.900	12	9	0.750	704	631	0.896
301	783	15787	595354	<a href="#">Samuel Kiboi</a>	 Kenya	<a href="#">University of Nairobi</a>	<a href="#">Natural Sciences / Biological Science</a> Plant Ecology Conservation Biology Ecological and Environmental Impact Assessment Environmental Rehabilitation	10	8	0.800	10	7	0.700	692	294	0.425
8	784	15794	595433	<a href="#">Were LI Munyendo</a>	 Kenya	<a href="#">United States International University</a>	<a href="#">Medical and Health Sciences / Pharmacy &amp; Pharmaceutical Sciences</a> Pharmaceutical Sciences	10	10	1.000	10	10	1.000	685	492	0.718
35	785	15815	595624	<a href="#">Zachariah Ogolla Wanzare</a>	 Kenya	<a href="#">Maseno University</a>	<a href="#">Education / Education</a>	10	9	0.900	10	9	0.900	667	299	0.448
302	786	15822	595740	<a href="#">Peter M. Ngau</a>	 Kenya	<a href="#">University of Nairobi</a>	<a href="#">Arts, Design and Architecture / Urban Planning</a> African Cities Urban Planning Urban Poverty & Informal Settlements Planning Methodologies Urban Infrastructure	10	6	0.600	10	4	0.400	658	191	0.290
8	787	15841	595988	<a href="#">Nancy Karuri</a>	 Kenya	<a href="#">Dedan Kimathi University of Technology (Kimathi University College of Technology)</a>	<a href="#">Engineering &amp; Technology / Chemical Engineering</a> Chemical Engineering Biotechnology and Biomaterials	10	7	0.700	10	5	0.500	640	177	0.277
303	788	15849	596055	<a href="#">Wilson Gitau</a>	 Kenya	<a href="#">University of Nairobi</a>	<a href="#">Engineering &amp; Technology / Meteorology &amp; Atmospheric Sciences</a> Climate system & processes Weather & Climate Monitoring Modeling of earth-atmosphere-ocean interactions	10	9	0.900	12	9	0.750	634	376	0.593
19	789	15859	596199	<a href="#">Solomon Omwoma Lugasi</a>	 Kenya	<a href="#">Jaramogi Oginga Odinga University of Science &amp; Technology (Bondo University College)</a>	<a href="#">Natural Sciences / Chemical Sciences</a> Lecturer Inorganic/Analytical Chemistry	10	10	1.000	11	11	1.000	623	481	0.772
304	790	15863	596231	<a href="#">Paul Mungai Mbugua</a>	 Kenya	<a href="#">University of Nairobi</a>	<a href="#">Medical and Health Sciences / Medicine</a> Medical Physiology	10	5	0.500	10	4	0.400	621	121	0.195
305	791	15893	596570	<a href="#">Kimwele Cn</a>	 Kenya	<a href="#">University of Nairobi</a>	<a href="#">Medical and Health Sciences / Veterinary Sciences</a> Animal physiology molecular genetics animal welfare	10	9	0.900	10	9	0.900	597	361	0.605
306	792	15896	596598	<a href="#">John Bosco Kyalo Kiema</a>	 Kenya	<a href="#">University of Nairobi</a>	<a href="#">Engineering &amp; Technology / Environmental Science &amp; Engineering</a> Environmental Geoinformatics	10	8	0.800	11	7	0.636	595	301	0.506
307	793	15913	596748	<a href="#">Tonny K. Omwansa</a>	 Kenya	<a href="#">University of Nairobi</a>	<a href="#">Engineering &amp; Technology / Computer Science</a> Information Systems Innovation	10	9	0.900	10	8	0.800	585	376	0.643

AD Scientific Index - 2022 Kenya Top 1.000 Scientists								H INDEX			i10 INDEX			CITATION		
University	Country	Region	World	Name	Country	University	Subject	Total	Last 5 year	Last 5 year / total	Total	Last 5 year	Last 5 year / total	Total	Last 5 year	Last 5 year / total
1	794	15930	596899	<a href="#">Evans Owuor Maumo</a>	 Kenya	<a href="#">Catholic University of Eastern Africa</a>	<a href="#">Economics &amp; Econometrics / Accounting &amp; Finance</a> Finance Strategy Marketing Monitoring&Evaluation	10	6	0.600	11	5	0.455	576	413	0.717
3	795	15932	596917	<a href="#">Paul Muigai Kirika</a>	 Kenya	<a href="#">National Museums of Kenya</a>	<a href="#">National Museums of Kenya</a> Plant and fungal taxonomy Conservation Ecology Phylogenetics Lichenology	10	9	0.900	10	8	0.800	575	395	0.687
308	796	15939	596990	<a href="#">Gooyoo</a>	 Kenya	<a href="#">University of Nairobi</a>	<a href="#">Medical and Health Sciences / Rheumatology</a> Rheumatologist	10	7	0.700	13	5	0.385	570	258	0.453
11	797	15958	597150	<a href="#">Echoka Elizabeth</a>	 Kenya	<a href="#">Kenya Medical Research Institute</a>	<a href="#">Researcher at KEMRI</a> Public Health: Health systems and maternal ...	10	10	1.000	11	10	0.909	560	449	0.802
6	798	15959	597152	<a href="#">Romanus Odhiambo Otieno</a>	 Kenya	<a href="#">Meru University of Science &amp; Technology</a>	<a href="#">Natural Sciences / Statistics</a> Statistics	10	8	0.800	11	6	0.545	560	455	0.813
310	799	15968	597183	<a href="#">Muranga Njihia</a>	 Kenya	<a href="#">University of Nairobi</a>	<a href="#">Engineering &amp; Technology / Computer Science</a> Strategic Information Systems Philosophy of Science Operational Excellence Project Management Research Methodology	10	10	1.000	11	10	0.909	558	426	0.763
8	800	15987	597358	<a href="#">James Muola</a>	 Kenya	<a href="#">Machakos University</a>	<a href="#">Education / Educational Psychology</a> child development pedagogy special needs education neuropsychology and memory strategies	10	8	0.800	10	7	0.700	548	355	0.648
75	801	16010	597524	<a href="#">Francis Njonge</a>	 Kenya	<a href="#">Jomo Kenyatta University of Agriculture and Technology</a>	<a href="#">Medical and Health Sciences / Veterinary Sciences</a>	10	9	0.900	10	9	0.900	538	343	0.638
11	802	16030	597671	<a href="#">Joseph Nasongo</a>	 Kenya	<a href="#">Masinde Muliro University of Science &amp; Technology</a>	<a href="#">Education / Education</a> Philosophy of Education	10	6	0.600	10	6	0.600	529	302	0.571
5	803	16056	597884	<a href="#">Julius Maiyo</a>	 Kenya	<a href="#">Kibabii University</a>	<a href="#">Economics &amp; Econometrics / Economics</a> Economics of Education Planning and Managemnt	10	8	0.800	10	7	0.700	517	344	0.665
311	804	16065	597940	<a href="#">Elijah Isanda Omwenga</a>	 Kenya	<a href="#">University of Nairobi</a>	<a href="#">Engineering &amp; Technology / Computer Science</a> ICT Ubiquitous Computing Information Systems e-Learning Science Technology and Innovation	10	9	0.900	10	8	0.800	514	363	0.706
330	805	16078	598056	<a href="#">Gilbert O Ouma</a>	 Kenya	<a href="#">University of Nairobi</a>	<a href="#">Engineering &amp; Technology / Energy Engineering</a> Climate Change Adaptation Satellite Meteorology	10	10	1.000	10	10	1.000	508	351	0.691
69	806	16116	598280	<a href="#">Eric Masika</a>	 Kenya	<a href="#">Kenyatta University</a>	<a href="#">Natural Sciences / Chemical Sciences</a> Nanoscience Nanotechnology and Nanotechnology	10	10	1.000	10	10	1.000	496	348	0.702
312	807	16122	598307	<a href="#">Paul Odundo Amollo</a>	 Kenya	<a href="#">University of Nairobi</a>	<a href="#">Education / Education</a> Education Finance and Health	10	9	0.900	13	9	0.692	494	396	0.802
9	808	16131	598364	<a href="#">David Kiragu</a>	 Kenya	<a href="#">Dedan Kimathi University of Technology (Kimathi University College of Technology)</a>	<a href="#">Business &amp; Management / Business Administration</a> Business	10	8	0.800	10	5	0.500	492	193	0.392

AD Scientific Index - 2022 Kenya Top 1.000 Scientists								H INDEX			i10 INDEX			CITATION		
University	Country	Region	World	Name	Country	University	Subject	Total	Last 5 year	Last 5 year / total	Total	Last 5 year	Last 5 year / total	Total	Last 5 year	Last 5 year / total
70	809	16134	598384	<a href="#">Hudson Nyambaka</a>	 Kenya	<a href="#">Kenyatta University</a>	<a href="#">Natural Sciences / Chemical Sciences</a> Analytical and Food Nutrition Chemistry	10	8	0.800	10	6	0.600	491	283	0.576
3	809	16134	598384	<a href="#">Jane Kerubo</a>	 Kenya	<a href="#">University of Eastern Africa Baraton</a>	<a href="#">Education / Education</a> Higher Education Management Women Empowerment Gender and education Research and productivity	10	8	0.800	10	8	0.800	491	218	0.444
76	810	16155	598526	<a href="#">Ojijo Nko</a>	 Kenya	<a href="#">Jomo Kenyatta University of Agriculture and Technology</a>	<a href="#">Engineering &amp; Technology / Food Science and Engineering</a> Interfacial Science Food Science Food Technology Food Engineering Capacity Strengthening	10	7	0.700	10	6	0.600	484	249	0.514
331	811	16161	598566	<a href="#">Loice Achieng</a>	 Kenya	<a href="#">University of Nairobi</a>	<a href="#">Medical and Health Sciences / Infectious Diseases</a> INFECTIOUS DISEASES	10	9	0.900	10	8	0.800	482	353	0.732
36	812	16173	598638	<a href="#">Pauline Andang'o</a>	 Kenya	<a href="#">Maseno University</a>	<a href="#">Medical and Health Sciences / Nutrition and Dietetics</a> Micronutrient nutrition Iron nutrition Nutrition and infection	10	9	0.900	11	9	0.818	478	268	0.561
20	812	16173	598638	<a href="#">Peter O Otieno</a>	 Kenya	<a href="#">Jaramogi Oginga Odinga University of Science &amp; Technology (Bondo University College)</a>	<a href="#">Engineering &amp; Technology / Computer Science</a> Information Science Institutional Repositories Management	10	9	0.900	11	8	0.727	478	166	0.347
9	813	16186	598720	<a href="#">Joséphat Mboya Kiweu</a>	 Kenya	<a href="#">Machakos University</a>	<a href="#">Economics &amp; Econometrics / Accounting &amp; Finance</a> Financial Markets Banking Research & Policy Development finance Corporate Governance and financial reporting	10	8	0.800	11	7	0.636	474	344	0.726
71	813	16186	598720	<a href="#">Dharani Najma</a>	 Kenya	<a href="#">Kenyatta University</a>	<a href="#">Natural Sciences / Biological Science</a> Environmental Ecology Conservation Biology EthnoBotany	10	8	0.800	11	6	0.545	474	240	0.506
4	814	16201	598788	<a href="#">Wesonga Justus Nyongesa</a>	 Kenya	<a href="#">Masai Mara University</a>	<a href="#">Business &amp; Management / Human Resource Management</a> HUMAN RESOURCE MANAGEMENT CONSULTANCY STRATEGIC PLAN DEVELOPMENT AND RESEARCH	10	9	0.900	10	8	0.800	471	365	0.775
313	815	16222	598929	<a href="#">Jacquie Oliwa</a>	 Kenya	<a href="#">University of Nairobi</a>	<a href="#">Medical and Health Sciences / Pediatrics and Child Health</a> Paediatrics Epidemiology	10	10	1.000	10	10	1.000	464	420	0.905
5	816	16230	598987	<a href="#">Santiago Legarre</a>	 Kenya	<a href="#">Strathmore University Nairobi</a>	<a href="#">Law / Law and Legal Studies</a> Derecho Constitucional Constitutional Law Human Rights Arts and Humanities Social Sciences	10	8	0.800	10	6	0.600	461	276	0.599
73	817	16234	599006	<a href="#">Winifred Nduku Mutuku</a>	 Kenya	<a href="#">Kenyatta University</a>	<a href="#">Natural Sciences / Mathematics</a> Computational Modelling Applied Mathematics Fluid dynamics	10	10	1.000	10	10	1.000	460	373	0.811
22	818	16245	599049	<a href="#">Aquilar Mutuku Kalio</a>	 Kenya	<a href="#">Egerton University</a>	<a href="#">Ph.D Economics, Egerton University</a> Economics Finance Entrepreneurship	10	9	0.900	10	9	0.900	458	384	0.838
72	819	16246	599050	<a href="#">Lucy Kabuage</a>	 Kenya	<a href="#">Kenyatta University</a>	<a href="#">Medical and Health Sciences / Veterinary Sciences</a> Animal Nutrition/Production Feed Science Poultry Production	10	8	0.800	10	6	0.600	458	203	0.443

AD Scientific Index - 2022 Kenya Top 1.000 Scientists								H INDEX			i10 INDEX			CITATION		
University	Country	Region	World	Name	Country	University	Subject	Total	Last 5 year	Last 5 year / total	Total	Last 5 year	Last 5 year / total	Total	Last 5 year	Last 5 year / total
11	820	16255	599142	<a href="#">Mercy Mwaniki</a>	 <a href="#">Kenya</a>	<a href="#">Technical University of Kenya</a>	<a href="#">Engineering &amp; Technology / Food Science and Engineering</a> Food Science and Technology	10	8	0.800	10	7	0.700	454	267	0.588
4	821	16264	599197	<a href="#">Veronica Ngure</a>	 <a href="#">Kenya</a>	<a href="#">Laikipia University</a>	<a href="#">Medical and Health Sciences / Health Sciences</a> Health	10	8	0.800	11	7	0.636	451	327	0.725
6	822	16267	599213	<a href="#">Linnet Gohole</a>	 <a href="#">Kenya</a>	<a href="#">University of Eldoret</a>	<a href="#">Agriculture &amp; Forestry / Entomology &amp; Pesticides</a> Entomology Integrated Pest management Participatory research Pest Control Agroecology	10	7	0.700	12	7	0.583	450	309	0.687
4	823	16288	599318	<a href="#">Beatrice Mugendi</a>	 <a href="#">Kenya</a>	<a href="#">Murang'a University of Technology</a>	<a href="#">Engineering &amp; Technology / Food Science and Engineering</a> Food Chemistry and applied nutrition	10	8	0.800	10	8	0.800	446	305	0.684
37	824	16293	599355	<a href="#">David Onyango Miruka</a>	 <a href="#">Kenya</a>	<a href="#">Maseno University</a>	<a href="#">Natural Sciences / Biological Science</a> Biotechnology/ Microbiology / Molecular Biology/ Oncology	10	9	0.900	11	9	0.818	444	257	0.579
77	825	16301	599393	<a href="#">Urbanus Mutwiwa</a>	 <a href="#">Kenya</a>	<a href="#">Jomo Kenyatta University of Agriculture and Technology</a>	<a href="#">Agriculture &amp; Forestry / Agricultural and Biosystems Engineering</a> Agricultural and Biosystems Engineering	10	8	0.800	12	7	0.583	442	234	0.529
75	826	16309	599424	<a href="#">Ibrahim Macharia</a>	 <a href="#">Kenya</a>	<a href="#">Kenyatta University</a>	<a href="#">Agriculture &amp; Forestry / Agricultural Economics</a> Consumer demand analysis Social economic impact assessment	10	10	1.000	10	10	1.000	441	310	0.703
38	827	16337	599555	<a href="#">Frederick Onyango Aila</a>	 <a href="#">Kenya</a>	<a href="#">Maseno University</a>	<a href="#">Business &amp; Management / Business Administration</a> Marketing Consumer Behavior	10	10	1.000	11	10	0.909	435	311	0.715
314	828	16405	599918	<a href="#">Peter W Muriu</a>	 <a href="#">Kenya</a>	<a href="#">University of Nairobi</a>	<a href="#">Economics &amp; Econometrics / Economics</a> Financial Economics Monetary Economics Microfinance	10	8	0.800	10	7	0.700	419	333	0.795
78	829	16408	599937	<a href="#">Cheruiyot W Kipruto</a>	 <a href="#">Kenya</a>	<a href="#">Jomo Kenyatta University of Agriculture and Technology</a>	<a href="#">Engineering &amp; Technology / Computer Science</a> Multimedia Data Retrieval Internet of Things Evolutionary Computation for Optimization Digital Image Processing and Computer	10	9	0.900	10	9	0.900	418	333	0.797
12	830	16421	599997	<a href="#">John Muoma</a>	 <a href="#">Kenya</a>	<a href="#">Masinde Muliro University of Science &amp; Technology</a>	<a href="#">Agriculture &amp; Forestry / Plant Science</a> Plant Biotechnology & microbial interaction	10	10	1.000	12	10	0.833	415	316	0.761
12	831	16456	600158	<a href="#">Geoffrey Murai Maina</a>	 <a href="#">Kenya</a>	<a href="#">Kenya Medical Research Institute</a>	<a href="#">Medical lab analyst, Kenya Medical research institute</a> Parasitology and entomology biological control of schistosomiasis	10	10	1.000	13	10	0.769	408	254	0.623
76	832	16476	600276	<a href="#">Bernard Njehia</a>	 <a href="#">Kenya</a>	<a href="#">Kenyatta University</a>	<a href="#">Agriculture &amp; Forestry / Agricultural Economics</a> Agribusiness value/supply chain management Agrienterprise development marketing management	10	7	0.700	10	6	0.600	404	247	0.611
77	833	16499	600394	<a href="#">George Lukoye Makokha</a>	 <a href="#">Kenya</a>	<a href="#">Kenyatta University</a>	<a href="#">Natural Sciences / Geography</a> Urban Climatology Climate Change Integrated Watershed Management	10	9	0.900	10	8	0.800	399	312	0.782
315	834	16509	600439	<a href="#">John Kinyuru Ng'ang'a</a>	 <a href="#">Kenya</a>	<a href="#">University of Nairobi</a>	<a href="#">Engineering &amp; Technology / Meteorology &amp; Atmospheric Sciences</a> Meteorology climate Change	10	5	0.500	11	2	0.182	397	142	0.358

AD Scientific Index - 2022 Kenya Top 1.000 Scientists								H INDEX			i10 INDEX			CITATION		
University	Country	Region	World	Name	Country	University	Subject	Total	Last 5 year	Last 5 year / total	Total	Last 5 year	Last 5 year / total	Total	Last 5 year	Last 5 year / total
2	835	16511	600444	<a href="#">William Sang</a>	 Kenya	<a href="#">St. Paul's University Limuru</a>	<a href="#">Economics &amp; Econometrics / Accounting &amp; Finance</a> FINANCE AND ACCOUNTING	10	7	0.700	10	6	0.600	397	178	0.448
79	836	16563	600699	<a href="#">John M Wesonga</a>	 Kenya	<a href="#">Jomo Kenyatta University of Agriculture and Technology</a>	<a href="#">Agriculture &amp; Forestry / Crop Science</a> Horticulture sustainable crop production crop protection	10	9	0.900	11	9	0.818	386	330	0.855
18	837	16564	600704	<a href="#">James Mugambi</a>	 Kenya	<a href="#">South Eastern Kenya University</a>	<a href="#">Natural Sciences / Physics</a> Nuclear & Radiation Physics Atomic & Molecular Collisions	10	10	1.000	10	10	1.000	386	364	0.943
2	838	16585	600785	<a href="#">Atunga Nyachieo</a>	 Kenya	<a href="#">Institute of Primate Research</a>	<a href="#">Institute of Primate Research</a> Mechanisms of Human Diseases	10	6	0.600	10	5	0.500	383	147	0.384
6	839	16587	600802	<a href="#">Michael Ni Lokuruka</a>	 Kenya	<a href="#">Karatina University</a>	<a href="#">Associate Professor of Food Science, Karatina University</a> Fish/Food processing and quality assurance Food processing & nutrient conservation Food and culture Food and nutrition securi	10	8	0.800	11	8	0.727	382	228	0.597
23	840	16588	600803	<a href="#">Josephine P Ouma</a>	 Kenya	<a href="#">Egerton University</a>	<a href="#">Agriculture &amp; Forestry / Crop Science</a> Agronomy Crop physiology tissue culture cropping systems soil fertility management	10	7	0.700	11	6	0.545	382	175	0.458
317	841	16602	600879	<a href="#">Lambert Nyabola</a>	 Kenya	<a href="#">University of Nairobi</a>	<a href="#">Medical and Health Sciences / Epidemiology and Public Health</a> Analytic Epidemiology	10	6	0.600	10	5	0.500	379	130	0.343
80	842	16612	600919	<a href="#">Shadrack Muya</a>	 Kenya	<a href="#">Jomo Kenyatta University of Agriculture and Technology</a>	<a href="#">Natural Sciences / Biological Science</a> Geneticist	10	9	0.900	10	9	0.900	377	274	0.727
3	843	16619	600945	<a href="#">Geoffrey Muchiri Muketha</a>	 Kenya	<a href="#">Murang'a University of Technology</a>	<a href="#">Engineering &amp; Technology / Computer Science</a> software engineering software quality software metrics	10	8	0.800	10	7	0.700	376	224	0.596
81	844	16643	601040	<a href="#">Ochora Jm</a>	 Kenya	<a href="#">Jomo Kenyatta University of Agriculture and Technology</a>	<a href="#">Natural Sciences / Biological Science</a> Lecturer in Plant Morphogenesis and Developmental Anatomy and researcher in Ethnomedicine and Natural Products	10	7	0.700	10	6	0.600	372	188	0.505
318	845	16656	601088	<a href="#">Henry Mutembei</a>	 Kenya	<a href="#">University of Nairobi</a>	<a href="#">Clinical Studies</a> spermatogenesis and environmental studies	10	8	0.800	10	8	0.800	370	155	0.419
320	846	16666	601126	<a href="#">Jefitha Karimurio</a>	 Kenya	<a href="#">University of Nairobi</a>	<a href="#">Medical and Health Sciences / Ophthalmology</a> Ophthalmology	10	7	0.700	11	4	0.364	368	134	0.364
5	847	16671	601152	<a href="#">Samuel O. Onyuma</a>	 Kenya	<a href="#">Laikipia University</a>	<a href="#">Economics &amp; Econometrics / Economics</a> Securities Market Development Market Efficiency Market Microstructure Governance Structures	10	8	0.800	11	5	0.455	367	199	0.542
82	848	16673	601159	<a href="#">Joseph Gikunju</a>	 Kenya	<a href="#">Jomo Kenyatta University of Agriculture and Technology</a>	<a href="#">Professor of pharmacology and toxicology JKUAT University Juja Kenya</a> Toxicology of Fluoride Environmental and animal health pharmacology	10	7	0.700	10	7	0.700	367	279	0.760



AD Scientific Index - 2022 Kenya Top 1.000 Scientists								H INDEX			i10 INDEX			CITATION		
University	Country	Region	World	Name	Country	University	Subject	Total	Last 5 year	Last 5 year / total	Total	Last 5 year	Last 5 year / total	Total	Last 5 year	Last 5 year / total
9	849	16677	601182	<a href="#">Jonathan M. Mwangi</a>	 Kenya	<a href="#">United States International University</a>	<a href="#">Natural Sciences / Chemical Sciences</a> Biochemistry Biology Parasitology Infections Genetics Molecular Biology	10	6	0.600	10	5	0.500	366	222	0.607
83	850	16680	601196	<a href="#">Peter Kahenya Kinyanjui</a>	 Kenya	<a href="#">Jomo Kenyatta University of Agriculture and Technology</a>	<a href="#">Jomo Kenyatta University of Agriculture and Technology</a> Food Science and Nutrition	10	9	0.900	11	9	0.818	365	318	0.871
13	851	16686	601238	<a href="#">Damaris Matoke-Muhia</a>	 Kenya	<a href="#">Kenya Medical Research Institute</a>	<a href="#">Kenya Medical research Institute</a> Vector Borne Diseases	10	10	1.000	11	10	0.909	363	269	0.741
19	852	16697	601286	<a href="#">Peter Gikuma-Njuru</a>	 Kenya	<a href="#">South Eastern Kenya University</a>	<a href="#">Dr in Environmental/Aquatic Sciences, South Eastern Kenya University</a> Biogeocemistry Environmental Pollution Environmental Chemistry	10	9	0.900	11	7	0.636	361	221	0.612
20	853	16718	601390	<a href="#">Dorothy A. Amwata</a>	 Kenya	<a href="#">South Eastern Kenya University</a>	<a href="#">South Eastern Kenya University</a> Agriculture and food security ecology climate change rangeland management resource economics	10	9	0.900	10	9	0.900	357	306	0.857
5	854	16733	601449	<a href="#">Jaqueline Naulikha</a>	 Kenya	<a href="#">Masai Mara University</a>	<a href="#">Training coordinatÃ¼r</a> Clinical research community operational research	10	9	0.900	11	8	0.727	354	247	0.698
78	855	16738	601476	<a href="#">Charles Onindo</a>	 Kenya	<a href="#">Kenyatta University</a>	<a href="#">Natural Sciences / Chemical Sciences</a> Biosorption speciation of metal ions Biomass as renewable energy	10	8	0.800	11	6	0.545	353	161	0.456
3	856	16741	601484	<a href="#">Siamba Donald Namasaka</a>	 Kenya	<a href="#">Kibabii University</a>	<a href="#">Medical and Health Sciences / Microbiology</a> Applied microbiology and biotechnology Molecular Epidemiology of parasites Epidemiology and control of livestock diseases eme	10	6	0.600	10	2	0.200	353	183	0.518
24	857	16764	601609	<a href="#">Charles Imuleke</a>	 Kenya	<a href="#">Egerton University</a>	<a href="#">Professor of Parasitology at Egerton UNiversity</a> animal health veterinary medicine	10	8	0.800	10	8	0.800	347	193	0.556
13	858	16774	601652	<a href="#">Samuel Njiri Ndirangu</a>	 Kenya	<a href="#">University of Embu</a>	<a href="#">Agriculture &amp; Forestry / Agricultural Economics</a> Production economics farm efficiency food security	10	8	0.800	10	7	0.700	345	186	0.539
321	859	16794	601768	<a href="#">Justus Munyoki</a>	 Kenya	<a href="#">University of Nairobi</a>	<a href="#">Business &amp; Management / Marketing</a> Brand Management Marketing and entrepreneurship interfaces technology transfer university industry linkages	10	8	0.800	11	7	0.636	340	229	0.674
6	860	16796	601774	<a href="#">Elijah Charles Munene</a>	 Kenya	<a href="#">Masai Mara University</a>	<a href="#">Economics &amp; Econometrics / Economics</a> Development Economics International Economics Monetary Economics Demography Economics and Labour Economics	10	8	0.800	10	5	0.500	340	248	0.729
2	861	16812	601847	<a href="#">Marion Mutugi</a>	 Kenya	<a href="#">Amref International University</a>	<a href="#">Medical and Health Sciences / Medical Genetics</a> medical genetics	10	6	0.600	10	5	0.500	337	113	0.335
13	862	16853	602063	<a href="#">James Kyalo Mwololo</a>	 Kenya	<a href="#">Pwani University</a>	<a href="#">Lecturer, Pwani University</a> Plant Breeding Molecular Biology Breeding for resistance to biotic and abiotic stress Biotehnology	10	8	0.800	10	7	0.700	328	224	0.683
45	863	16867	602127	<a href="#">Patrick Chege</a>	 Kenya	<a href="#">Moi University</a>	<a href="#">Medical and Health Sciences / Family Medicine</a> primary care research chronic diseases in rural populations medical education	10	10	1.000	10	10	1.000	325	248	0.763
14	864	16884	602183	<a href="#">Jackson Wachira Muthengia</a>	Kenya	<a href="#">University of Embu</a>	<a href="#">Associate Professor of Physical Chemistry, University of Embu</a> Physical Chemistry	10	9	0.900	11	9	0.818	322	280	0.870



AD Scientific Index - 2022 Kenya Top 1.000 Scientists								H INDEX			i10 INDEX			CITATION		
University	Country	Region	World	Name	Country	University	Subject	Total	Last 5 year	Last 5 year / total	Total	Last 5 year	Last 5 year / total	Total	Last 5 year	Last 5 year / total
24	865	16894	602221	<a href="#">Leanne Dougherty</a>	 Kenya	<a href="#">Population Council</a>	<a href="#">Senior Implementation Science Advisor, Population Council</a> Global Health Implementation Science Behavior Change Maternal and Child Health Immunizations	10	8	0.800	12	8	0.667	320	132	0.413
84	866	16901	602257	<a href="#">Kennedy Pambo</a>	 Kenya	<a href="#">Jomo Kenyatta University of Agriculture and Technology</a>	<a href="#">Research Fellow, Jomo Kenyatta University of Agriculture and Technology</a> Agricultural Economics Consumer Theory Behavioral Economics Sensory Analysis	10	8	0.800	10	8	0.800	319	303	0.950
7	867	16945	602452	<a href="#">Mwangi James Kinyanjui</a>	 Kenya	<a href="#">Karatina University</a>	<a href="#">Karatina university</a> Forestry	10	9	0.900	10	8	0.800	310	237	0.765
80	868	16956	602488	<a href="#">Ng'ethe Muhoho</a>	 Kenya	<a href="#">Kenyatta University</a>	<a href="#">Medical and Health Sciences / Pathology</a> Pathology medical parastologist medical scientist	10	6	0.600	11	6	0.545	308	115	0.373
85	869	16962	602534	<a href="#">Joel L. Bargul</a>	 Kenya	<a href="#">Jomo Kenyatta University of Agriculture and Technology</a>	<a href="#">Jomo Kenyatta University; icipe</a> Animal health (camel trypanosomiasis and zoonotic diseases)	10	10	1.000	10	10	1.000	306	276	0.902
1	870	16963	602535	<a href="#">Thomas A. Senaji</a>	 Kenya	<a href="#">East African University</a>	<a href="#">Professor of Strategic Management, The East African University</a> Strategy leadership Knowledge management and organisational behavior	10	9	0.900	10	9	0.900	306	284	0.928
6	871	16965	602557	<a href="#">Rachel Waema Mbogo</a>	 Kenya	<a href="#">Strathmore University Nairobi</a>	<a href="#">Strathmore University</a> mathematical modeling	10	10	1.000	10	10	1.000	305	293	0.961
14	872	17009	602756	<a href="#">Hemedi Mkuzi Saha</a>	 Kenya	<a href="#">Pwani University</a>	<a href="#">Senior Lecturer, Crop Sciences, Pwani University</a> Soil Science Soil Fertility and Plant Nutrition	10	7	0.700	10	3	0.300	293	129	0.440
1	873	17016	602822	<a href="#">Miriam Muga</a>	 Kenya	<a href="#">Kabarak University</a>	<a href="#">Lecturer of Nutrition, Kabarak university</a> Nutrition Cardiovascular risk maternal child and new born health Environmental health dietary patterns and Nutrition epidem	10	10	1.000	11	10	0.909	287	273	0.951
86	874	17038	602896	<a href="#">Edwin Madivoli</a>	 Kenya	<a href="#">Jomo Kenyatta University of Agriculture and Technology</a>	<a href="#">JKUAT</a> Bio-polymers for medical applications	10	10	1.000	11	11	1.000	280	269	0.961
10	875	17056	602975	<a href="#">Simmy Marwa</a>	 Kenya	<a href="#">Dedan Kimathi University of Technology (Kimathi University College of Technology)</a>	<a href="#">Dedan Kimathi University of Technology</a> Quality Management Risk Management Leadership	10	7	0.700	12	5	0.417	272	129	0.474
15	876	17094	603137	<a href="#">Mlewa Chrisestom Mwatete</a>	 Kenya	<a href="#">Pwani University</a>	<a href="#">Pwani University</a> Fish biology/ecology Fish taxonomy African lungfish Stream ecology Fisheries	10	6	0.600	10	4	0.400	253	122	0.482
4	877	17109	603178	<a href="#">Franklin Wabwoba</a>	 Kenya	<a href="#">Kibabii University</a>	<a href="#">Professor of Information Technology, Kibabii University</a> Green ICT Application of Information Technology Software Engineering	10	9	0.900	11	5	0.455	245	170	0.694

AD Scientific Index - 2022 Kenya Top 1.000 Scientists								H INDEX			i10 INDEX			CITATION		
University	Country	Region	World	Name	Country	University	Subject	Total	Last 5 year	Last 5 year / total	Total	Last 5 year	Last 5 year / total	Total	Last 5 year	Last 5 year / total
87	878	17126	603255	<a href="#">Kamau, Cyrus Chege</a>	 Kenya	<a href="#">Jomo Kenyatta University of Agriculture and Technology</a>	<a href="#">Registrar, Research Production and Extension Division, Jomo Kenyatta University of ...</a> Entomology Parasitology Conservation biology ecology	10	4	0.400	10	1	0.100	230	48	0.209
25	879	17188	604165	<a href="#">Samuel Mwonga</a>	 Kenya	<a href="#">Egerton University</a>	<a href="#">Agriculture &amp; Forestry / Agriculture</a> Agricultural sciences	9	8	0.889	9	6	0.667	1829	374	0.204
11	880	17190	604281	<a href="#">Peter Muchiri</a>	 Kenya	<a href="#">Dedan Kimathi University of Technology (Kimathi University College of Technology)</a>	<a href="#">Engineering &amp; Technology / Mechanical Engineering</a> Mechanical Engineering Industrial Management	9	8	0.889	9	8	0.889	1728	1080	0.625
46	881	17217	605523	<a href="#">John K. Tarus</a>	 Kenya	<a href="#">Moi University</a>	<a href="#">Social Sciences / Open and Distance Education</a> E-Learning Recommender Systems Internet of Things Data Mining Open Source Software	9	9	1.000	9	9	1.000	1091	1033	0.947
324	882	17239	606286	<a href="#">Anne Beatrice Kihara</a>	 Kenya	<a href="#">University of Nairobi</a>	<a href="#">Medical and Health Sciences / Obstetrics and Gynecology</a> sexual and reproductive health and rights	9	9	1.000	9	9	1.000	906	884	0.976
323	882	17239	606286	<a href="#">Thomas Massaquoi</a>	 Kenya	<a href="#">University of Nairobi</a>	<a href="#">Medical and Health Sciences / General Surgery</a> General Surgery	9	9	1.000	9	9	1.000	906	751	0.829
322	883	17240	606292	<a href="#">N. Nyamweya</a>	 Kenya	<a href="#">University of Nairobi</a>	<a href="#">Medical and Health Sciences / Pharmacy &amp; Pharmaceutical Sciences</a> Controlled Release Film Coating Excipients Poorly Soluble Drugs Paediatric Drug Delivery	9	7	0.778	9	4	0.444	905	224	0.248
88	884	17242	606330	<a href="#">Patrick Mbindyo</a>	 Kenya	<a href="#">Jomo Kenyatta University of Agriculture and Technology</a>	<a href="#">Medical and Health Sciences / Epidemiology and Public Health</a> Public Health	9	9	1.000	9	9	1.000	896	494	0.551
10	885	17273	606964	<a href="#">Stephen Nzioki Mailu</a>	 Kenya	<a href="#">Machakos University</a>	<a href="#">Natural Sciences / Chemical Sciences</a> Electrochemistry Physical Chemistry Environmental Chemistry and Nanochemistry	9	7	0.778	9	6	0.667	782	512	0.655
325	886	17311	607496	<a href="#">Wandera Ogana</a>	 Kenya	<a href="#">University of Nairobi</a>	<a href="#">Natural Sciences / Mathematics</a> Computational Fluid Dynamics Numerical Analysis Global Change and Diseases	9	4	0.444	9	2	0.222	707	86	0.122
7	887	17313	607501	<a href="#">Donald Otieno</a>	 Kenya	<a href="#">University of Eldoret</a>	<a href="#">Natural Sciences / Biological Science</a> Plant systematics Traditional medicine Ethnobotany Biotechnology	9	8	0.889	9	6	0.667	706	347	0.492
19	888	17329	607865	<a href="#">Jeremiah Mosioma Okeyo</a>	 Kenya	<a href="#">University of Embu</a>	<a href="#">Agriculture &amp; Forestry / Soil Sciences and Plant Nutrition</a> Sustainable land Management Land degradation neutrality (LDN) soil fertility	9	8	0.889	8	7	0.875	662	406	0.613
326	889	17358	608203	<a href="#">Godfrey Muriuki</a>	 Kenya	<a href="#">University of Nairobi</a>	<a href="#">History, Philosophy, Theology / History</a>	9	3	0.333	8	1	0.125	626	96	0.153
327	890	17368	608275	<a href="#">Njagi Njomo</a>	 Kenya	<a href="#">University of Nairobi</a>	<a href="#">Natural Sciences / Chemical Sciences</a> Nanoelectrochemistry	9	8	0.889	9	7	0.778	618	444	0.718

AD Scientific Index - 2022 Kenya Top 1.000 Scientists								H INDEX			i10 INDEX			CITATION		
University	Country	Region	World	Name	Country	University	Subject	Total	Last 5 year	Last 5 year / total	Total	Last 5 year	Last 5 year / total	Total	Last 5 year	Last 5 year / total
89	891	17397	608581	<a href="#">John Njuguna Mburu</a>	 Kenya	<a href="#">Jomo Kenyatta University of Agriculture and Technology</a>	<a href="#">Medical and Health Sciences / Veterinary Sciences</a> Animal Nutrition and Physiology	9	6	0.667	9	3	0.333	588	142	0.241
90	892	17426	608874	<a href="#">Joseph Obwogi</a>	 Kenya	<a href="#">Jomo Kenyatta University of Agriculture and Technology</a>	<a href="#">Business &amp; Management / Strategic Management</a> Human Resource Finance Strategic Management Entrepreneurship Procurement	9	8	0.889	9	7	0.778	559	435	0.778
3	893	17429	608913	<a href="#">Joseph Githiomi</a>	 Kenya	<a href="#">Kenya Forestry Research Institute</a>	<a href="#">Research Scientist, Kenya Forestry Research Institute</a> Forest products	9	8	0.889	9	7	0.778	555	375	0.676
353	894	17435	608954	<a href="#">Anne Khasakhala</a>	 Kenya	<a href="#">University of Nairobi</a>	<a href="#">Social Sciences / Population Studies</a> Demography Population Studies Maternal and new born Health HIV/AIDS Adolescent Health	9	7	0.778	7	5	0.714	552	295	0.534
21	895	17443	609030	<a href="#">Michael Oloko</a>	 Kenya	<a href="#">Jaramogi Oginga Odinga University of Science &amp; Technology (Bondo University College)</a>	<a href="#">Engineering &amp; Technology / Engineering</a> Environmental Engineering water resources management municipal solid waste management Renewable Energy Technology Sustainable Development Goals Implementation	9	9	1.000	9	9	1.000	545	510	0.936
328	896	17446	609046	<a href="#">James Machoki M'imunya</a>	 Kenya	<a href="#">University of Nairobi</a>	<a href="#">Medical and Health Sciences / Nursing and Midwifery</a> Reproductive Health Research Administration and HIV/AIDS	9	9	1.000	8	6	0.750	544	298	0.548
7	897	17458	609176	<a href="#">Oyaro Nathan</a>	 Kenya	<a href="#">Masai Mara University</a>	<a href="#">Natural Sciences / Chemical Sciences</a> Chemistry	9	9	1.000	9	8	0.889	532	288	0.541
329	898	17466	609242	<a href="#">DK Mwangi Alias K Mwangi.</a>	 Kenya	<a href="#">University of Nairobi</a>	<a href="#">Medical and Health Sciences / Veterinary Sciences</a> Neuroscience stereology respiratory system.	9	6	0.667	9	3	0.333	527	94	0.178
47	899	17467	609252	<a href="#">Geoffrey K. Maiyoh</a>	 Kenya	<a href="#">Moi University</a>	<a href="#">Natural Sciences / Chemical Sciences</a> Type 2 Diabetes CVD Phytochemicals Polyphenols Cancer and Toxicology	9	8	0.889	9	8	0.889	526	210	0.399
21	900	17470	609273	<a href="#">Juan Camilo Paredes Escobar</a>	 Kenya	<a href="#">International Centre of Insect Physiology and Ecology</a>	<a href="#">Research Scientist at icipe, Kenya</a> Microbiology endosymbiosis entomology gut microbiota	9	9	1.000	9	9	1.000	524	230	0.439
1	901	17478	609340	<a href="#">Safary Wa-Mbaleka</a>	 Kenya	<a href="#">Adventist University of Africa</a>	<a href="#">Social Sciences / Higher Education Studies</a> Qualitative Research Online Education Higher Education Leadership Applied Linguistics	9	8	0.889	9	7	0.778	518	297	0.573
12	902	17484	609375	<a href="#">Alex Muumbo</a>	 Kenya	<a href="#">Technical University of Kenya</a>	<a href="#">Engineering &amp; Technology / Metallurgical &amp; Materials Engineering</a> Composite Materials Casting and Solidification Energy	9	5	0.556	9	4	0.444	515	378	0.734
81	903	17500	609470	<a href="#">Peter Maina Chege</a>	 Kenya	<a href="#">Kenyatta University</a>	<a href="#">Engineering &amp; Technology / Food Science and Engineering</a> Nutrition in Emergency Food and Nutrition Security Maternal and Child Nutrition Data Analysis	9	9	1.000	9	9	1.000	507	482	0.951
8	904	17507	609501	<a href="#">Beatrice A. Were</a>	 Kenya	<a href="#">University of Eldoret</a>	<a href="#">Natural Sciences / Biological Science</a> Genetics Plant Breeding Biotechnology Botany	9	8	0.889	8	6	0.750	505	273	0.541

AD Scientific Index - 2022 Kenya Top 1.000 Scientists								H INDEX			i10 INDEX			CITATION		
University	Country	Region	World	Name	Country	University	Subject	Total	Last 5 year	Last 5 year / total	Total	Last 5 year	Last 5 year / total	Total	Last 5 year	Last 5 year / total
10	905	17520	609568	<a href="#">Elizabeth Nthambi Kalunda Muvui</a>	 Kenya	<a href="#">United States International University</a>	<a href="#">Economics &amp; Econometrics / Accounting &amp; Finance</a> Financial Inclusion development finance	9	8	0.889	9	7	0.778	499	400	0.802
82	906	17526	609619	<a href="#">Catherine Gakii Murungi</a>	 Kenya	<a href="#">Kenyatta University</a>	<a href="#">Education / Elementary Teacher Education</a> Early Childhood Education Enrolment Trends Health Education and Health Practices with young children Teacher Child Relationship	9	8	0.889	9	8	0.889	495	451	0.911
48	907	17546	609800	<a href="#">Alex K Chemtai</a>	 Kenya	<a href="#">Moi University</a>	<a href="#">Medical and Health Sciences / Infectious Diseases</a> Immunology of Infectious Diseases and Immunopathology	9	3	0.333	6	3	0.500	482	129	0.268
332	908	17567	609968	<a href="#">Pius Kigamwa</a>	 Kenya	<a href="#">University of Nairobi</a>	<a href="#">Medical and Health Sciences / Psychiatry</a> Psychiatry mental health	9	7	0.778	9	5	0.556	468	239	0.511
40	909	17568	609969	<a href="#">Mohammed S. Mukras</a>	 Kenya	<a href="#">Maseno University</a>	<a href="#">Economics &amp; Econometrics / Economics</a> Econometrics Mathematical Economics	9	6	0.667	9	5	0.556	468	322	0.688
12	910	17613	610262	<a href="#">Riro Gk</a>	 Kenya	<a href="#">Dedan Kimathi University of Technology (Kimathi University College of Technology)</a>	<a href="#">Economics &amp; Econometrics / Accounting &amp; Finance</a> Accounting & Finance	9	9	1.000	8	6	0.750	446	370	0.830
91	911	17618	610291	<a href="#">Steven Ger Nyanjom</a>	 Kenya	<a href="#">Jomo Kenyatta University of Agriculture and Technology</a>	<a href="#">Natural Sciences / Chemical Sciences</a> Molecular Entomology Bioinformatics Biochemistry Molecular Biology	9	8	0.889	8	7	0.875	444	300	0.676
333	912	17635	610403	<a href="#">Peter M. Wachira</a>	 Kenya	<a href="#">University of Nairobi</a>	<a href="#">Natural Sciences / Biological Science</a> Soil Biodiversity Microbiology Agriculture Mycology Biological control	9	8	0.889	9	6	0.667	436	248	0.569
13	912	17635	610403	<a href="#">Esther Wanja Nthiga</a>	 Kenya	<a href="#">Dedan Kimathi University of Technology (Kimathi University College of Technology)</a>	<a href="#">Natural Sciences / Chemical Sciences</a> CHEMISTRY	9	8	0.889	9	7	0.778	436	232	0.532
5	913	17662	610527	<a href="#">Prisca Tuitoek</a>	 Kenya	<a href="#">Murang'a University of Technology</a>	<a href="#">Medical and Health Sciences / Nutrition and Dietetics</a> Human Nutrition Maternal and Child Health Food Security Academic Quality Assurance	9	5	0.556	9	3	0.333	428	117	0.273
1	914	17664	610538	<a href="#">Julius M Huho</a>	 Kenya	<a href="#">Garissa University</a>	<a href="#">Associate Professor, Garissa University</a> Applied climatology Physical Geography Climate Change	9	8	0.889	9	7	0.778	427	293	0.686
21	915	17666	610554	<a href="#">Jacinta M. Kimiti</a>	 Kenya	<a href="#">South Eastern Kenya University</a>	<a href="#">Social Sciences / Sociology</a> Soil science Community Participation Agroforestry	9	8	0.889	9	7	0.778	426	311	0.730
334	916	17673	610575	<a href="#">Thomas Ochuku Mbuya</a>	 Kenya	<a href="#">University of Nairobi</a>	<a href="#">Engineering &amp; Technology / Mechanical Engineering</a> Engineering Materials Product Design and Innovation	9	6	0.667	8	5	0.625	425	268	0.631
336	917	17675	610582	<a href="#">Daniel Orwa Ochieng</a>	 Kenya	<a href="#">University of Nairobi</a>	<a href="#">Social Sciences / Linguistics and Literature</a> Human Centered Design Health Informatics Transit Systems	9	8	0.889	9	7	0.778	424	349	0.823

AD Scientific Index - 2022 Kenya Top 1.000 Scientists								H INDEX			i10 INDEX			CITATION		
University	Country	Region	World	Name	Country	University	Subject	Total	Last 5 year	Last 5 year / total	Total	Last 5 year	Last 5 year / total	Total	Last 5 year	Last 5 year / total
335	918	17686	610614	<a href="#">PMF Mbithi</a>	 Kenya	<a href="#">University of Nairobi</a>	<a href="#">Medical and Health Sciences / Veterinary Sciences</a> Veterinary Surgery	9	6	0.667	9	3	0.333	422	165	0.391
92	919	17703	610684	<a href="#">Hosea M Mwangi</a>	 Kenya	<a href="#">Jomo Kenyatta University of Agriculture and Technology</a>	<a href="#">Agriculture &amp; Forestry / Soil Sciences and Plant Nutrition</a> Hydrology watershed management remote sensing GIS soil science	9	7	0.778	9	7	0.778	417	354	0.849
337	920	17725	610813	<a href="#">Norbert Opiyo Akech</a>	 Kenya	<a href="#">University of Nairobi</a>	<a href="#">Engineering &amp; Technology / Earth Sciences</a> Geochemistry Isotope Geology Environmental Geology	9	5	0.556	7	4	0.571	410	133	0.324
14	921	17726	610816	<a href="#">Elses Simiyu</a>	 Kenya	<a href="#">Kenya Medical Research Institute</a>	<a href="#">mister</a> biological research	9	9	1.000	9	9	1.000	409	317	0.775
338	922	17763	611033	<a href="#">Kariuki, Priscilla Wanjiru</a>	 Kenya	<a href="#">University of Nairobi</a>	<a href="#">Social Sciences / Psychology</a> Children women disabled street children social psychology	9	6	0.667	9	3	0.333	396	120	0.303
339	923	17776	611115	<a href="#">Samson Okuro Gunga</a>	 Kenya	<a href="#">University of Nairobi</a>	<a href="#">History, Philosophy, Theology / Philosophy</a> Philosophy of Education Online Teaching and Assessment Online Teaching-Learning Module Development	9	7	0.778	9	5	0.556	391	214	0.547
15	924	17779	611119	<a href="#">Albina Makio</a>	 Kenya	<a href="#">Kenya Medical Research Institute</a>	<a href="#">Research Scientist, Kenya Medical Research Institute</a> Virology Immunology Biochemistry diagnostic development Infectious diseases	9	8	0.889	8	8	1.000	391	293	0.749
340	925	17785	611167	<a href="#">Jacques Kabaru</a>	 Kenya	<a href="#">University of Nairobi</a>	<a href="#">Natural Sciences / Biological Science</a> Animal Physiology Natural products Toxicological studies Ecotoxicological studies	9	7	0.778	9	5	0.556	388	141	0.363
341	926	17786	611172	<a href="#">Ahmed Laving</a>	 Kenya	<a href="#">University of Nairobi</a>	<a href="#">Medical and Health Sciences / Pediatrics and Child Health</a> Gastroenterology Hepatology Nutrition	9	7	0.778	8	6	0.750	388	263	0.678
13	927	17816	611284	<a href="#">Josephine K. Ngaira</a>	 Kenya	<a href="#">Masinde Muliro University of Science &amp; Technology</a>	<a href="#">Natural Sciences / Geography</a> and semiment and irrigation Biomass fuels GMOs and Food Security climate change and Health Droughts.	9	8	0.889	9	7	0.778	381	215	0.564
94	928	17835	611391	<a href="#">Robert Kinyua</a>	 Kenya	<a href="#">Jomo Kenyatta University of Agriculture and Technology</a>	<a href="#">Natural Sciences / Physics</a> Fundamental Physics Renewable Energy and Environmental Radiation.	9	8	0.889	8	8	1.000	375	243	0.648
93	929	17849	611450	<a href="#">Joseph G Wakibia</a>	 Kenya	<a href="#">Jomo Kenyatta University of Agriculture and Technology</a>	<a href="#">Natural Sciences / Biological Science</a> Ecology Marine Science	9	9	1.000	9	9	1.000	371	249	0.671
342	930	17870	611558	<a href="#">Josiah Kinama</a>	 Kenya	<a href="#">University of Nairobi</a>	<a href="#">Agriculture &amp; Forestry / Agriculture</a> modelling crop production modelling climate change crop production crop water use agroecology	9	7	0.778	8	5	0.625	365	152	0.416
14	931	17874	611584	<a href="#">Lilechi D. Baraza,Phd</a>	 Kenya	<a href="#">Masinde Muliro University of Science &amp; Technology</a>	<a href="#">MMUST</a> Organic Chemistry	9	8	0.889	9	7	0.778	363	225	0.620

AD Scientific Index - 2022 Kenya Top 1.000 Scientists								H INDEX			i10 INDEX			CITATION		
University	Country	Region	World	Name	Country	University	Subject	Total	Last 5 year	Last 5 year / total	Total	Last 5 year	Last 5 year / total	Total	Last 5 year	Last 5 year / total
41	932	17883	611632	<a href="#">Wycliffe Masanta</a>	 <a href="#">Kenya</a>	<a href="#">Maseno University</a>	<a href="#">Medical and Health Sciences / Medical Microbiology</a> Antibiotic resistance host-pathogen interactions microbial typing and diagnostics	9	9	1.000	9	7	0.778	360	237	0.658
90	933	17896	611697	<a href="#">Jane Murungi</a>	 <a href="#">Kenya</a>	<a href="#">Kenyatta University</a>	<a href="#">Natural Sciences / Chemical Sciences</a> Analytical/ Environmental Chemistry	9	7	0.778	8	5	0.625	357	188	0.527
22	934	17909	611756	<a href="#">Patrick Hayombe</a>	 <a href="#">Kenya</a>	<a href="#">Jaramogi Oginga Odinga University of Science &amp; Technology (Bondo University College)</a>	<a href="#">Senior Lecturer, Jaramogi Oginga Odinga University of Science and Technology</a> Spatial Planning Environmental Management Tourism & Ecotourism Urban Studies	9	8	0.889	7	6	0.857	354	273	0.771
7	935	17911	611764	<a href="#">Juan Carlos Riofrío Martínez-Villalba</a>	 <a href="#">Kenya</a>	<a href="#">Strathmore University Nairobi</a>	<a href="#">Professor of Jurisprudence and Human Rights at Strathmore University (Kenia)</a> philosophy law constitutional law communication law	9	8	0.889	9	7	0.778	353	240	0.680
6	936	17915	611779	<a href="#">Charles M. Warui</a>	 <a href="#">Kenya</a>	<a href="#">Murang'a University of Technology</a>	<a href="#">Natural Sciences / Biological Science</a> Ecology/Biodiversity/Landuse/spiders/invertebrates/Livestock grazing	9	7	0.778	9	6	0.667	352	166	0.472
4	937	17921	611789	<a href="#">Oliver Nasirwa</a>	 <a href="#">Kenya</a>	<a href="#">National Museums of Kenya</a>	<a href="#">National Museums of Kenya</a> Ecology and Conservation Biology	9	4	0.444	8	3	0.375	352	80	0.227
95	938	17933	611864	<a href="#">George Nyauma Nyakoe</a>	 <a href="#">Kenya</a>	<a href="#">Jomo Kenyatta University of Agriculture and Technology</a>	<a href="#">Jomo Kenyatta University of Agriculture and Technology</a> Power electronics Renewable energy integration Artificial intelligence	9	7	0.778	9	4	0.444	347	209	0.602
26	939	17949	611965	<a href="#">James Ondiek</a>	 <a href="#">Kenya</a>	<a href="#">Egerton University</a>	<a href="#">Egerton university</a> animal nutrition feeds and feeding feed technology animal production methane emissions	9	8	0.889	8	7	0.875	342	213	0.623
3	940	17966	612030	<a href="#">Mercy Akinyi</a>	 <a href="#">Kenya</a>	<a href="#">Institute of Primate Research</a>	<a href="#">Research Veterinarian, Institute of Primate Research, Kenya</a> zoonoses disease ecology parasitology molecular biology	9	9	1.000	9	8	0.889	338	261	0.772
96	941	17993	612159	<a href="#">Hellen Mberia</a>	 <a href="#">Kenya</a>	<a href="#">Jomo Kenyatta University of Agriculture and Technology</a>	<a href="#">Senior lecturer in mass communication, Jomo Kenyatta University of agriculture and technology (JKUAT)</a> public relations health communication media studies development communication	9	9	1.000	9	8	0.889	331	286	0.864
15	942	18003	612199	<a href="#">Ondiek B. Alala</a>	 <a href="#">Kenya</a>	<a href="#">Masinde Muliro University of Science &amp; Technology</a>	FINANCE AND ACCOUNTING	9	8	0.889	8	7	0.875	329	259	0.787
343	943	18031	612300	<a href="#">Wilson Ngecu</a>	 <a href="#">Kenya</a>	<a href="#">University of Nairobi</a>	<a href="#">Engineering &amp; Technology / Earth Sciences</a> Environmental Geology Engineering Geology Stratigraphy Basin Analysis	9	5	0.556	7	4	0.571	324	112	0.346
83	944	18053	612397	<a href="#">Joshua Mutiso</a>	 <a href="#">Kenya</a>	<a href="#">Kenyatta University</a>	<a href="#">Medical and Health Sciences / Immunology</a> Cancer immunology and Treatment Pathogen Infection Biology Host-Pathogen interactions Molecular Biology Immunology and Vacci	9	7	0.778	9	5	0.556	318	160	0.503

AD Scientific Index - 2022 Kenya Top 1.000 Scientists								H INDEX			i10 INDEX			CITATION		
University	Country	Region	World	Name	Country	University	Subject	Total	Last 5 year	Last 5 year / total	Total	Last 5 year	Last 5 year / total	Total	Last 5 year	Last 5 year / total
97	945	18066	612442	<a href="#">Ronald Waweru Mwangi</a>	 Kenya	<a href="#">Jomo Kenyatta University of Agriculture and Technology</a>	<a href="#">Professor of Computing, Jomo Kenyatta University of Agriculture and Technology</a> Artificial Intelligence Software Engineering and Simulation and Modelling	9	8	0.889	8	5	0.625	316	237	0.750
21	946	18080	612509	<a href="#">Julius Ndirangu Mugweru</a>	 Kenya	<a href="#">University of Embu</a>	<a href="#">University of Embu-Kenya</a> microbiology biochemistry and genetics	9	8	0.889	7	6	0.857	313	295	0.942
344	947	18123	612688	<a href="#">Mbeche Isaac Meroka</a>	 Kenya	<a href="#">University of Nairobi</a>	<a href="#">Business &amp; Management / Strategic Management</a> Management Science: Operations Management Project Management Supply Chain Management Hard and Soft Systems in Operations Rese	9	7	0.778	9	6	0.667	303	168	0.554
15	948	18141	612774	<a href="#">Gitari Josia Njiru</a>	 Kenya	<a href="#">University of Embu</a>	<a href="#">University of Embu</a> Agronomy and Plant Physiology	9	4	0.444	8	1	0.125	299	54	0.181
14	949	18153	612820	<a href="#">Nicholas Mariita</a>	 Kenya	<a href="#">Dedan Kimathi University of Technology (Kimathi University College of Technology)</a>	<a href="#">Engineering &amp; Technology / Earth Sciences</a> Geothermal	9	7	0.778	8	5	0.625	295	180	0.610
25	950	18155	612831	<a href="#">Dennis Matanda</a>	 Kenya	<a href="#">Population Council</a>	<a href="#">Population Council</a> Maternal and Child Health	9	9	1.000	8	8	1.000	294	259	0.881
93	951	18168	612893	<a href="#">Joseph Makumi</a>	 Kenya	<a href="#">Kenyatta University</a>	<a href="#">Medical and Health Sciences / Biochemistry</a> Parasite/vector/host interactions in tropical diseases	9	6	0.667	8	4	0.500	290	94	0.324
4	952	18181	612960	<a href="#">Geoffrey M Kamau</a>	 Kenya	<a href="#">Kenya Agricultural &amp; Livestock Research Organization</a>	<a href="#">Researcher, KALRO</a> Agricultural innovation Systems Agronomy	9	8	0.889	9	5	0.556	284	172	0.606
7	953	18182	612970	<a href="#">Nicholas Njau Ngomi</a>	 Kenya	<a href="#">Murang'a University of Technology</a>	<a href="#">Senior Lecturer, Murang'a University of Technology</a> Public Health/ Epidemiology	9	9	1.000	9	9	1.000	283	265	0.936
104	954	18184	612976	<a href="#">Jane Queen Omwenga</a>	 Kenya	<a href="#">Jomo Kenyatta University of Agriculture and Technology</a>	<a href="#">Doctor of Entrepreneurship, Jomo Kenyatta University of Agriculture and Technology</a> Entrepreneurship Project Management Governance Supply Chain Management Leadership and Strategic Management	9	9	1.000	8	8	1.000	283	272	0.961
15	955	18207	613066	<a href="#">Esther Magiri</a>	 Kenya	<a href="#">Dedan Kimathi University of Technology (Kimathi University College of Technology)</a>	<a href="#">Dedan Kimathi University of Technology</a> Plant biotechnology and Natural products	9	7	0.778	9	7	0.778	276	189	0.685
16	956	18227	613130	<a href="#">Kariuki Peter Wang'ombe</a>	 Kenya	<a href="#">University of Embu</a>	<a href="#">University of Embu</a> Finance	9	8	0.889	9	8	0.889	271	229	0.845
345	957	18254	613266	<a href="#">Margaret Chege</a>	 Kenya	<a href="#">University of Nairobi</a>	<a href="#">Medical and Health Sciences / Nursing and Midwifery</a> medical/surgical nursing	9	8	0.889	9	6	0.667	260	220	0.846



AD Scientific Index - 2022 Kenya Top 1.000 Scientists								H INDEX			i10 INDEX			CITATION		
University	Country	Region	World	Name	Country	University	Subject	Total	Last 5 year	Last 5 year / total	Total	Last 5 year	Last 5 year / total	Total	Last 5 year	Last 5 year / total
98	958	18261	613289	<a href="#">Wallace Atambo</a>	 Kenya	<a href="#">Jomo Kenyatta University of Agriculture and Technology</a>	<a href="#">Lecturer, Jomo Kenyatta University of Agriculture and Technology</a> Performance Management]	9	8	0.889	9	8	0.889	258	220	0.853
3	959	18266	613327	<a href="#">Gladys M. Okemwa</a>	 Kenya	<a href="#">Kenya Marine and Fisheries Research Institute</a>	<a href="#">Kenya Marine and Fisheries Research Institute</a> Fisheries Management Fish ecology Endangered species conservation]	9	8	0.889	8	6	0.750	255	176	0.690
17	960	18331	613551	<a href="#">George Simba Nyamato</a>	 Kenya	<a href="#">University of Embu</a>	<a href="#">Lecturer of Chemistry, University of Embu</a> Organometallic Chemistry Coordination Chemistry olefin oligomerization and polymerization Inorganic and Bio-inorganic Chemist]	9	8	0.889	9	7	0.778	232	171	0.737
346	961	18376	613654	<a href="#">PM Ndavi</a>	 Kenya	<a href="#">University of Nairobi</a>	<a href="#">Medical and Health Sciences / Obstetrics and Gynecology</a> obstetrics and gynaecology]	9	7	0.778	8	5	0.625	222	131	0.590
5	962	18382	613671	<a href="#">Stephen Mailu</a>	 Kenya	<a href="#">Kenya Agricultural &amp; Livestock Research Organization</a>	<a href="#">Agricultural research</a> Development & Behavioural economics Trade & regional integration Impact evaluation Contract farming]	9	8	0.889	9	6	0.667	220	159	0.723
4	963	18399	613706	<a href="#">Linet Kiteresi Imbayi</a>	 Kenya	<a href="#">Kenya Marine and Fisheries Research Institute</a>	<a href="#">Kenya Marine &amp; Fisheries Research institute</a> Marine pollution]	9	8	0.889	8	6	0.750	216	196	0.907
8	964	18421	613745	<a href="#">Joseph Mwiti Marangu</a>	 Kenya	<a href="#">Meru University of Science &amp; Technology</a>	<a href="#">Meru University of Science &amp; Technology</a> Development characterization testing and modelling in cementitious materials]	9	9	1.000	9	9	1.000	212	204	0.962
18	965	18471	613855	<a href="#">Franklin N. Nyabuga</a>	 Kenya	<a href="#">University of Embu</a>	<a href="#">Lecturer, University of Embu</a> Entomology Evolutionary Biology Biological Control]	9	6	0.667	8	3	0.375	200	110	0.550
5	966	18523	613965	<a href="#">John M. Onyango Yambo</a>	 Kenya	<a href="#">Kisii University</a>	<a href="#">Senior Lecturer Educational Administration</a> Education]	9	8	0.889	9	5	0.556	183	131	0.716
347	967	18564	614212	<a href="#">Vincent Muoki Mutiso</a>	 Kenya	<a href="#">University of Nairobi</a>	<a href="#">Medical and Health Sciences / Orthopedics and Traumatology</a> Trauma surgery Injuries arthroplasty arthroscopy hand and pelvis]	8	7	0.875	7	5	0.714	3902	2066	0.529
49	968	18569	614739	<a href="#">Siagi Zo</a>	 Kenya	<a href="#">Moi University</a>	<a href="#">Engineering &amp; Technology / Energy Engineering</a> Energy and the environment]	8	6	0.750	8	5	0.625	1721	604	0.351
2	969	18583	615820	<a href="#">Samuel M Muriithi</a>	 Kenya	<a href="#">Daystar University</a>	<a href="#">Economics &amp; Econometrics / Economics</a> Small management culture leadership and management]	8	7	0.875	7	5	0.714	1044	677	0.648
8	970	18585	615839	<a href="#">Jeremiah Kebwaro</a>	 Kenya	<a href="#">Karatina University</a>	<a href="#">Engineering &amp; Technology / Nuclear Engineering</a> Nuclear Science and Technology]	8	8	1.000	8	8	1.000	1038	701	0.675
348	971	18590	616143	<a href="#">Samuel Mbugua</a>	 Kenya	<a href="#">University of Nairobi</a>	<a href="#">Engineering &amp; Technology / Food Science and Engineering</a> Food microbiology Biotechnology Nutrition Functional foods]	8	6	0.750	8	6	0.750	955	373	0.391
349	972	18598	616656	<a href="#">Staline Kibet</a>	Kenya	<a href="#">University of Nairobi</a>	<a href="#">Natural Sciences / Biological Science</a> Plant ecology taxonomy & systematics conservation biology economic botany]	8	8	1.000	7	5	0.714	843	588	0.698

AD Scientific Index - 2022 Kenya Top 1.000 Scientists								H INDEX			i10 INDEX			CITATION		
University	Country	Region	World	Name	Country	University	Subject	Total	Last 5 year	Last 5 year / total	Total	Last 5 year	Last 5 year / total	Total	Last 5 year	Last 5 year / total
350	973	18625	617403	<a href="#">Thomas Chokwe</a>	 Kenya	<a href="#">University of Nairobi</a>	<a href="#">Medical and Health Sciences / Anesthesiology and Reanimation</a>	8	8	1.000	7	7	1.000	715	611	0.855
22	974	18628	617496	<a href="#">Zeyaur R Khan</a>	 Kenya	<a href="#">International Centre of Insect Physiology and Ecology</a>	<a href="#">Natural Sciences / Chemical Sciences</a> Chemical Ecology Insect Behavior Habitat Management	8	8	1.000	8	8	1.000	701	653	0.932
23	975	18643	617833	<a href="#">Adoka Samson</a>	 Kenya	<a href="#">Jaramogi Oginga Odinga University of Science &amp; Technology (Bondo University College)</a>	<a href="#">Engineering &amp; Technology / Biomedical Engineering</a> Biomedical Sciences Neglected Tropical Diseases Medical Entomology and Vector Sciences	8	8	1.000	7	6	0.857	657	292	0.444
5	976	18644	617837	<a href="#">Johnstone O. Omukoto</a>	 Kenya	<a href="#">Kenya Marine and Fisheries Research Institute</a>	<a href="#">Kenya Marine and Fisheries Research Institute</a> Fisheries	8	8	1.000	8	8	1.000	656	473	0.721
84	977	18661	618143	<a href="#">James E. Otiende</a>	 Kenya	<a href="#">Kenyatta University</a>	<a href="#">History, Philosophy, Theology / History</a> Ancient Medieval and Modern Treands in Education Health Education Religeous Education	8	6	0.750	6	3	0.500	620	198	0.319
351	978	18665	618219	<a href="#">Meshack Kogo</a>	 Kenya	<a href="#">University of Nairobi</a>	<a href="#">Engineering &amp; Technology / Computer Science</a> Information Technology	8	5	0.625	7	4	0.571	611	196	0.321
50	979	18669	618292	<a href="#">Arthur Kwena</a>	 Kenya	<a href="#">Moi University</a>	<a href="#">Medical and Health Sciences / Medical Biochemistry</a> Nutrition malaria medical biochemistry	8	7	0.875	6	5	0.833	602	161	0.267
13	980	18673	618330	<a href="#">Austin Ochieng Aluoch</a>	 Kenya	<a href="#">Technical University of Kenya</a>	<a href="#">Natural Sciences / Chemical Sciences</a> Analytical Chemistry Chemical Security Biosensors	8	5	0.625	7	3	0.429	598	186	0.311
85	981	18692	618556	<a href="#">Lucy Joy Wachira</a>	 Kenya	<a href="#">Kenyatta University</a>	<a href="#">Medical and Health Sciences / Sport Science</a> Physical Activity Health promotion Exercise Physiology Childhood Obesity	8	8	1.000	8	8	1.000	572	421	0.736
370	982	18704	618729	<a href="#">Omondi Ogutu</a>	 Kenya	<a href="#">University of Nairobi</a>	<a href="#">Medical and Health Sciences / Obstetrics and Gynecology</a> Maternal Fetal Medicine	8	8	1.000	6	6	1.000	555	545	0.982
352	983	18706	618740	<a href="#">Julius Otido</a>	 Kenya	<a href="#">University of Nairobi</a>	<a href="#">Medical and Health Sciences / Medical Parasitology</a> Medical Parasitology	8	3	0.375	8	3	0.375	554	152	0.274
16	984	18710	618816	<a href="#">Lucia Kipkoech Keter</a>	 Kenya	<a href="#">Kenya Medical Research Institute</a>	<a href="#">Principal Clinical Research Scientist/ Pharmacist, Kenya Medical Research Institute</a> Pharmaceutical Analysis Traditional Medicine	8	7	0.875	7	6	0.857	547	290	0.530
86	985	18726	619019	<a href="#">Festus Kiplamai</a>	 Kenya	<a href="#">Kenyatta University</a>	<a href="#">Recreation Management and Exercise Science</a> NUTRITION EXERCISE SCIENCE APPLIED STATISTICS	8	6	0.750	6	6	1.000	529	234	0.442
42	986	18730	619091	<a href="#">Nonoh James</a>	 Kenya	<a href="#">Maseno University</a>	<a href="#">Medical and Health Sciences / Microbiology</a> Microbial Ecology	8	8	1.000	8	8	1.000	522	307	0.588
5	987	18733	619109	<a href="#">Paul Mutuku Musili</a>	 Kenya	<a href="#">National Museums of Kenya</a>	<a href="#">National Museums of Kenya</a> Botany - Plant Systematics Biodiversity Research Ecology	8	8	1.000	8	8	1.000	520	516	0.992

AD Scientific Index - 2022 Kenya Top 1.000 Scientists								H INDEX			i10 INDEX			CITATION		
University	Country	Region	World	Name	Country	University	Subject	Total	Last 5 year	Last 5 year / total	Total	Last 5 year	Last 5 year / total	Total	Last 5 year	Last 5 year / total
99	988	18741	619217	<a href="#">Elijah Ngumba</a>	 Kenya	<a href="#">Jomo Kenyatta University of Agriculture and Technology</a>	<a href="#">Natural Sciences / Chemical Sciences</a> Environmental Analytical chemistry Environmental Risk Assessment Emerging Contaminants	8	8	1.000	8	8	1.000	510	437	0.857
51	989	18742	619231	<a href="#">Ashley Aimone</a>	 Kenya	<a href="#">Moi University</a>	<a href="#">Medical and Health Sciences / Epidemiology and Public Health</a> public health nutrition	8	7	0.875	7	7	1.000	509	301	0.591
52	990	18750	619283	<a href="#">John Ayieko</a>	 Kenya	<a href="#">Moi University</a>	<a href="#">Education / Education</a> Education (Social Education and Ethics )	8	7	0.875	8	7	0.875	504	438	0.869
24	991	18767	619436	<a href="#">George Odhiambo Okoth</a>	 Kenya	<a href="#">Jaramogi Oginga Odinga University of Science &amp; Technology (Bondo University College)</a>	<a href="#">History, Philosophy, Theology / History</a> History	8	6	0.750	7	6	0.857	492	251	0.510
12	992	18791	619689	<a href="#">Tullu Bukhari</a>	 Kenya	<a href="#">International Centre of Insect Physiology and Ecology</a>	<a href="#">International Center of Insect Physiology and Ecology</a> Vector Biology and Control	8	7	0.875	8	7	0.875	472	244	0.517
100	993	18793	619693	<a href="#">Onesmus Mutuku Muvengi</a>	 Kenya	<a href="#">Jomo Kenyatta University of Agriculture and Technology</a>	<a href="#">Engineering &amp; Technology / Mechanical Engineering</a> Multi body dynamics Mechanics of Materials Robotics Bond graph modeling	8	7	0.875	7	4	0.571	472	263	0.557
53	994	18813	619854	<a href="#">Grace Keverengettyang</a>	 Kenya	<a href="#">Moi University</a>	<a href="#">Medical and Health Sciences / Epidemiology and Public Health</a> public health nutrition	8	7	0.875	7	4	0.571	459	302	0.658
16	995	18826	619950	<a href="#">Owino Joseph</a>	 Kenya	<a href="#">Masinde Muliro University of Science &amp; Technology</a>	<a href="#">Natural Sciences / Chemical Sciences</a> Biosensors Natural Products Chemistry ...	8	7	0.875	8	6	0.750	451	166	0.368

**Table I. Number of scientists in Kenya top 1.000 according to Country**

#	Country	Country Region Rank	Country World Rank	Scientists in Kenya Top 1.000	Total University	Total Scientist
1	Kenya	7	87	1000	68	1410

**Table II. General Universities in Kenya top 1.000**

#	University	Country Rank	Region Rank	World Rank	Country	Sources of Funding	Founded	Scientists in Kenya Top 1.000	Total Scientists in Index	Ratio (in top 1.000 / Total Scientist)
1	University of Nairobi	1	29	1839	Kenya	Public	1970	356	397	0.897
2	Population Council	2	48	2388	Kenya			25	33	0.758
3	Meru University of Science & Technology	3	71	2955	Kenya	Public	2008	7	18	0.389
4	Moi University	4	82	3085	Kenya	Public	1984	53	81	0.654
5	Kenyatta University	5	91	3141	Kenya	Public	1985	89	106	0.840
6	Jomo Kenyatta University of Agriculture and Technology	6	139	4396	Kenya	Public	1994	101	122	0.828
7	Maseno University	7	144	4420	Kenya	Public	1991	43	54	0.796
8	Kenya Medical Research Institute	8	149	4491	Kenya			16	21	0.762
9	Jaramogi Oginga Odinga University of Science & Technology (Bondo University College)	9	155	4660	Kenya	Public	2009	24	27	0.889
10	University of Embu	10	157	4674	Kenya	Public	1947	20	24	0.833
11	Egerton University	11	183	4988	Kenya	Public	1987	26	37	0.703
12	Pwani University	12	190	5080	Kenya	Public	2007	15	27	0.556
13	South Eastern Kenya University	13	195	5129	Kenya	Public	2008	21	23	0.913
14	International Centre of Insect Physiology and Ecology)	14	218	5389	Kenya	Private	1970	12	13	0.923
15	Africa Nazarene University	15	233	5625	Kenya	Private	1993	1	7	0.143
16	Kenya Forestry Research Institute	16	300	6449	Kenya	Public	1986	3	23	0.130
17	Murang'a University of Technology	17	305	6466	Kenya			7	22	0.318

#	University	Country Rank	Region Rank	World Rank	Country	Sources of Funding	Founded	Scientists in Kenya Top 1.000	Total Scientists in Index	Ratio (in top 1.000 / Total Scientist)
18	Masinde Muliro University of Science & Technology	18	325	6568	Kenya	Public	2007	16	19	0.842
19	Dedan Kimathi University of Technology (Kimathi University College of Technology)	19	336	6617	Kenya	Public	2012	15	18	0.833
20	Technical University of Kenya	20	345	6660	Kenya	Public	2007	13	17	0.765
21	Machakos University	21	350	6705	Kenya	Public	2011	10	16	0.625
22	Kisii University	22	353	6715	Kenya	Public	2013	5	16	0.313
23	International Centre of Insect Physiology and Ecology	23	377	6822	Kenya			13	14	0.929
24	Masai Mara University	24	384	6860	Kenya	Public	2008	6	14	0.429
25	Daystar University	25	398	6951	Kenya	Private	1989	2	13	0.154
26	United States International University	26	426	7143	Kenya	Private	1989	10	11	0.909
27	Mount Kenya University	27	430	7157	Kenya	Private	2008	4	11	0.364
28	University of Eldoret	28	448	7251	Kenya	Public	2010	8	10	0.800
29	Strathmore University Nairobi	29	456	7296	Kenya	Private	2002	7	10	0.700
30	Kibabii University	30	459	7304	Kenya	Public	2007	5	10	0.500
31	Kenya Agricultural & Livestock Research Organization	31	461	7315	Kenya			5	10	0.500
32	Kenya Marine and Fisheries Research Institute	32	481	7363	Kenya			5	10	0.500
33	Catholic University of Eastern Africa	33	524	7607	Kenya	Private	1984	1	9	0.111
34	Karatina University	34	539	7682	Kenya	Public	2010	8	8	1.000
35	National Museums of Kenya	35	543	7713	Kenya			5	8	0.625
36	Chuka University	36	552	7812	Kenya	Public	1951	3	8	0.375

#	University	Country Rank	Region Rank	World Rank	Country	Sources of Funding	Founded	Scientists in Kenya Top 1.000	Total Scientists in Index	Ratio (in top 1.000 / Total Scientist)
37	Umma University	37	629	8423	Kenya	Private	2013	1	6	0.167
38	Laikipia University	38	631	8435	Kenya	Public	2009	5	6	0.833
39	University of Kabianga	39	633	8454	Kenya	Public	2013	1	6	0.167
40	Taita Taveta University	40	657	8761	Kenya	Public	2007	2	6	0.333
41	Kabarak University	41	664	8820	Kenya	Private	2002	1	6	0.167
42	Management University of Africa	43	697	9055	Kenya	Private	2011	2	5	0.400
43	Kenya Wildlife Service	44	712	9413	Kenya			3	5	0.600
44	KCA University	45	720	9641	Kenya	Public	2007	2	5	0.400
45	Zetech University	46	725	9750	Kenya	Private	1999	1	5	0.200
46	Pan Africa Christian University	47	728	9769	Kenya	Private	1989	2	5	0.400
47	Technical University of Mombasa (Mombasa Polytechnic University College)	51	787	10676	Kenya	Public	2007	3	4	0.750
48	Institute of Primate Research	52	792	10906	Kenya			3	4	0.750
49	Lukenya University	53	793	10929	Kenya	Private	2015	2	4	0.500
50	Gretsa University	54	794	10976	Kenya	Private	2006	1	4	0.250
51	University of Eastern Africa Baraton	55	796	11091	Kenya	Private	1978	3	4	0.750
52	Rongo University	56	797	11094	Kenya	Public	2011	2	4	0.500
53	St. Paul's University Limuru	57	803	11222	Kenya	Private	1989	2	4	0.500
54	Co-operative University of Kenya	58	853	11703	Kenya	Public	2011	3	3	1.000
55	Amref International University	59	865	12072	Kenya	Private	2017	2	3	0.667
56	Adventist University of Africa	60	877	12298	Kenya	Private	2005	1	3	0.333
57	Garissa University	61	878	12307	Kenya			1	3	0.333
58	East African University	66	941	13255	Kenya	Private	2010	1	2	0.500

#	University	Country Rank	Region Rank	World Rank	Country	Sources of Funding	Founded	Scientists in Kenya Top 1.000	Total Scientists in Index	Ratio (in top 1.000 / Total Scientist)
59	KAG East University	70	1002	13826	Kenya	Private	1989	1	1	1.000



**Table III. Public Universities in Kenya top 1.000**

#	University	Country Rank	Region Rank	World Rank	Country	Founded	Scientists in Kenya Top 1.000	Total Scientists in Index	Ratio (in top 1.000 / Total Scientist)
1	University of Nairobi	1	29	1839	Kenya	1970	356	397	0.897
2	Meru University of Science & Technology	3	71	2955	Kenya	2008	7	18	0.389
3	Moi University	4	82	3085	Kenya	1984	53	81	0.654
4	Kenyatta University	5	91	3141	Kenya	1985	89	106	0.840
5	Jomo Kenyatta University of Agriculture and Technology	6	139	4396	Kenya	1994	101	122	0.828
6	Maseno University	7	144	4420	Kenya	1991	43	54	0.796
7	Jaramogi Oginga Odinga University of Science & Technology (Bondo University College)	9	155	4660	Kenya	2009	24	27	0.889
8	University of Embu	10	157	4674	Kenya	1947	20	24	0.833
9	Egerton University	11	183	4988	Kenya	1987	26	37	0.703
10	Pwani University	12	190	5080	Kenya	2007	15	27	0.556
11	South Eastern Kenya University	13	195	5129	Kenya	2008	21	23	0.913
12	Kenya Forestry Research Institute	16	300	6449	Kenya	1986	3	23	0.130
13	Masinde Muliro University of Science & Technology	18	325	6568	Kenya	2007	16	19	0.842
14	Dedan Kimathi University of Technology (Kimathi University College of Technology)	19	336	6617	Kenya	2012	15	18	0.833
15	Technical University of Kenya	20	345	6660	Kenya	2007	13	17	0.765
16	Machakos University	21	350	6705	Kenya	2011	10	16	0.625
17	Kisii University	22	353	6715	Kenya	2013	5	16	0.313

#	University	Country Rank	Region Rank	World Rank	Country	Founded	Scientists in Kenya Top 1.000	Total Scientists in Index	Ratio (in top 1.000 / Total Scientist)
18	Masai Mara University	24	384	6860	Kenya	2008	6	14	0.429
19	University of Eldoret	28	448	7251	Kenya	2010	8	10	0.800
20	Kibabii University	30	459	7304	Kenya	2007	5	10	0.500
21	Karatina University	34	539	7682	Kenya	2010	8	8	1.000
22	Chuka University	36	552	7812	Kenya	1951	3	8	0.375
23	Laikipia University	38	631	8435	Kenya	2009	5	6	0.833
24	University of Kabianga	39	633	8454	Kenya	2013	1	6	0.167
25	Taita Taveta University	40	657	8761	Kenya	2007	2	6	0.333
26	KCA University	45	720	9641	Kenya	2007	2	5	0.400
27	Technical University of Mombasa (Mombasa Polytechnic University College)	51	787	10676	Kenya	2007	3	4	0.750
28	Rongo University	56	797	11094	Kenya	2011	2	4	0.500
29	Co-operative University of Kenya	58	853	11703	Kenya	2011	3	3	1.000

**Table IV. Private Universities in Kenya top 1.000**

#	University	Country Rank	Region Rank	World Rank	Country	Founded	Scientists in Kenya Top 1.000	Total Scientists in Index	Ratio (in top 1.000 / Total Scientist)
1	International Centre of Insect Physiology and Ecology)	14	218	5389	Kenya	1970	12	13	0.923
2	Africa Nazarene University	15	233	5625	Kenya	1993	1	7	0.143
3	Daystar University	25	398	6951	Kenya	1989	2	13	0.154
4	United States International University	26	426	7143	Kenya	1989	10	11	0.909
5	Mount Kenya University	27	430	7157	Kenya	2008	4	11	0.364
6	Strathmore University Nairobi	29	456	7296	Kenya	2002	7	10	0.700
7	Catholic University of Eastern Africa	33	524	7607	Kenya	1984	1	9	0.111
8	Umma University	37	629	8423	Kenya	2013	1	6	0.167
9	Kabarak University	41	664	8820	Kenya	2002	1	6	0.167
10	Management University of Africa	43	697	9055	Kenya	2011	2	5	0.400
11	Zetech University	46	725	9750	Kenya	1999	1	5	0.200
12	Pan Africa Christian University	47	728	9769	Kenya	1989	2	5	0.400
13	Lukenya University	53	793	10929	Kenya	2015	2	4	0.500
14	Gretsa University	54	794	10976	Kenya	2006	1	4	0.250
15	University of Eastern Africa Baraton	55	796	11091	Kenya	1978	3	4	0.750
16	St. Paul's University Limuru	57	803	11222	Kenya	1989	2	4	0.500
17	Amref International University	59	865	12072	Kenya	2017	2	3	0.667
18	Adventist University of Africa	60	877	12298	Kenya	2005	1	3	0.333
19	East African University	66	941	13255	Kenya	2010	1	2	0.500

#	University	Country Rank	Region Rank	World Rank	Country	Founded	Scientists in Kenya Top 1.000	Total Scientists in Index	Ratio (in top 1.000 / Total Scientist)
20	KAG East University	70	1002	13826	Kenya	1989	1	1	1.000

**Table V. Universities Founded After 2010 in Kenya Top 1.000**

#	University	Country Rank	Region Rank	World Rank	Country	Sources of Funding	Founded	Scientists in Kenya Top 1.000	Total Scientists in Index	Ratio (in top 1.000 / Total Scientist)
1	Dedan Kimathi University of Technology (Kimathi University College of Technology)	19	336	6617	Kenya	Public	2012	15	18	0.833
2	Machakos University	21	350	6705	Kenya	Public	2011	10	16	0.625
3	Kisii University	22	353	6715	Kenya	Public	2013	5	16	0.313
4	Umma University	37	629	8423	Kenya	Private	2013	1	6	0.167
5	University of Kabianga	39	633	8454	Kenya	Public	2013	1	6	0.167
6	Management University of Africa	43	697	9055	Kenya	Private	2011	2	5	0.400
7	Lukenya University	53	793	10929	Kenya	Private	2015	2	4	0.500
8	Rongo University	56	797	11094	Kenya	Public	2011	2	4	0.500
9	Co-operative University of Kenya	58	853	11703	Kenya	Public	2011	3	3	1.000
10	Amref International University	59	865	12072	Kenya	Private	2017	2	3	0.667

**Table VI. Universities Founded After 2000 in Kenya Top 1.000**

#	University	Country Rank	Region Rank	World Rank	Country	Sources of Funding	Founded	Scientists in Kenya Top 1.000	Total Scientists in Index	Ratio (in top 1.000 / Total Scientist)
1	Meru University of Science & Technology	3	71	2955	Kenya	Public	2008	7	18	0.389
2	Jaramogi Oginga Odinga University of Science & Technology (Bondo University College)	9	155	4660	Kenya	Public	2009	24	27	0.889
3	Pwani University	12	190	5080	Kenya	Public	2007	15	27	0.556
4	South Eastern Kenya University	13	195	5129	Kenya	Public	2008	21	23	0.913
5	Masinde Muliro University of Science & Technology	18	325	6568	Kenya	Public	2007	16	19	0.842
6	Dedan Kimathi University of Technology (Kimathi University College of Technology)	19	336	6617	Kenya	Public	2012	15	18	0.833
7	Technical University of Kenya	20	345	6660	Kenya	Public	2007	13	17	0.765
8	Machakos University	21	350	6705	Kenya	Public	2011	10	16	0.625
9	Kisii University	22	353	6715	Kenya	Public	2013	5	16	0.313
10	Masai Mara University	24	384	6860	Kenya	Public	2008	6	14	0.429
11	Mount Kenya University	27	430	7157	Kenya	Private	2008	4	11	0.364
12	University of Eldoret	28	448	7251	Kenya	Public	2010	8	10	0.800
13	Strathmore University Nairobi	29	456	7296	Kenya	Private	2002	7	10	0.700
14	Kibabii University	30	459	7304	Kenya	Public	2007	5	10	0.500

#	University	Country Rank	Region Rank	World Rank	Country	Sources of Funding	Founded	Scientists in Kenya Top 1.000	Total Scientists in Index	Ratio (in top 1.000 / Total Scientist)
15	Karatina University	34	539	7682	Kenya	Public	2010	8	8	1.000
16	Umma University	37	629	8423	Kenya	Private	2013	1	6	0.167
17	Laikipia University	38	631	8435	Kenya	Public	2009	5	6	0.833
18	University of Kabianga	39	633	8454	Kenya	Public	2013	1	6	0.167
19	Taita Taveta University	40	657	8761	Kenya	Public	2007	2	6	0.333
20	Kabarak University	41	664	8820	Kenya	Private	2002	1	6	0.167
21	Management University of Africa	43	697	9055	Kenya	Private	2011	2	5	0.400
22	KCA University	45	720	9641	Kenya	Public	2007	2	5	0.400
23	Technical University of Mombasa (Mombasa Polytechnic University College)	51	787	10676	Kenya	Public	2007	3	4	0.750
24	Lukenya University	53	793	10929	Kenya	Private	2015	2	4	0.500
25	Gretsa University	54	794	10976	Kenya	Private	2006	1	4	0.250
26	Rongo University	56	797	11094	Kenya	Public	2011	2	4	0.500
27	Co-operative University of Kenya	58	853	11703	Kenya	Public	2011	3	3	1.000
28	Amref International University	59	865	12072	Kenya	Private	2017	2	3	0.667
29	Adventist University of Africa	60	877	12298	Kenya	Private	2005	1	3	0.333
30	East African University	66	941	13255	Kenya	Private	2010	1	2	0.500